

Serie : MULTILAMP 3.0

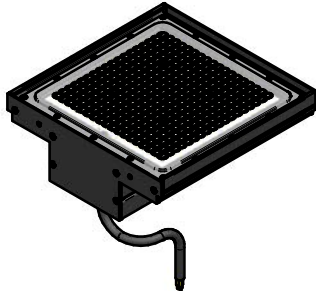
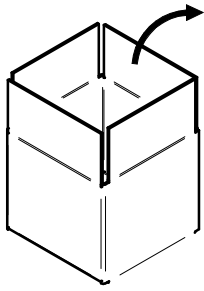

I
L'APPARECCHIO DEVE ESSERE INSTALLATO DA PERSONALE QUALIFICATO.
L'AZIENDA DECLINA OGNI RESPONSABILITÀ QUALORAL'INSTALLAZIONE NON AVVENGA SECONDO LE NORME VIGENTI.
LASCIARE UNA COPIA DI QUESTE ISTRUZIONI AL RESPONSABILE DELLA MANUTENZIONE.
CONSERVARE L'ETICHETTA DELL'IMBALLLO ORIGINALE PER EVENTUALI RECLAMI FUTURI.

GB
THIS FICTURE MUST BE INSTALLED BY A QUALIFICATED ELECTRICIAN.
LINEA LIGHT IS NOT RESPONSIBLE IF ITS FIXTURES ARE NOT INSTALLED ACCORDING TO LOCAL SAFETY STANDARDS.
PLEASE LEAVE A COPY OF THESE INSTRUCTIONS TO THE PERSON RESPONSABLE FOR THE MAINTENANCE OF THE INSTALLATION.
KEEP THE LABEL OF THE ORIGINAL PACKING FOR THE EVENTUAL FUTURE CLAIMS.

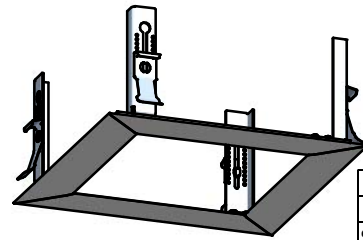
F
L'APPEREIL DOIT ETRE INSTALLE PAR ELECTRICIENS QUALIFIES.
LINEA LIGHT NE PEUT PAS ETRE RESPONSABLE POUR TOUTES INSTALLATIONS QUI NE RESPECTENT PAS LES NORMES DE SECURITE EN VIGUER.
LAISSER UNE COPIE DE CES INSTRUCTIONS AU RESPONSABLE DE L'ENTRETIEN DU SYSTEME.
GARDER L'ETIQUETTE DE L'EMBALLAGE ORIGINAL POUR EVENTUELLES RECLAMATIONS FUTURES.

D
DAS GERÄT MUSS VON ELEKTROINSTALLATEUREN MONTIERT WERDEN.
LINEA LIGHT IST NICHT VERANTWORTLICH WENN DIE MONTAGE NICHT GEMÄß DER SICHERHEITSVORSCHRIFTEN STATTFINDET.
DIESES HINWEISBLATT MUß VOM INSTANDHALTUNGSEITER AUFBEWAHRT WERDEN.
BEI REKLAMATIONEN BITTE DEN ARTIKELAUFKLEBER AUS DER LEUCHTENVERPACKUNG BEIFÜGEN.

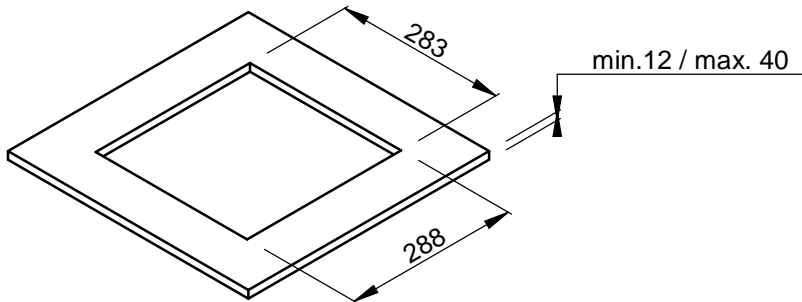
E
EL APARATO DEBE SER INSTALADO POR ELECTRICISTAS CUALIFICADOS.
LINEA LIGHT NO SE RESPONSABILIZARA DE TODAS LAS INSTALLACIONES QUE NO RESPETEN LAS NORMAS DA SEGURIDAD EN VIGOR.
ENTREGAR UNA COPIA DE ESTAS INSTRUCCIONES AL RESPONSABLE DE LA INSTALACION.
CONSERVAR LA ETIQUETA DEL EMBALAJE ORIGINAL PARA POSIBLES RECLAMACIONES.



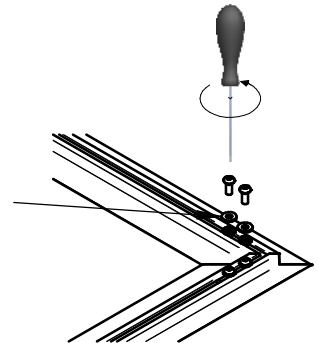
MULTILAMP 3.0 - ONE
CODICI - CODE
93243 - 93245 - 93246
93247



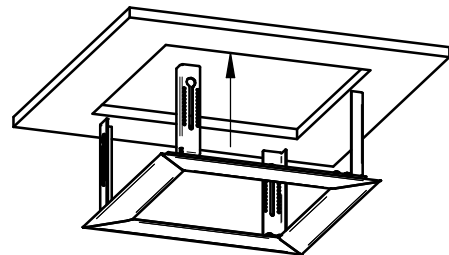
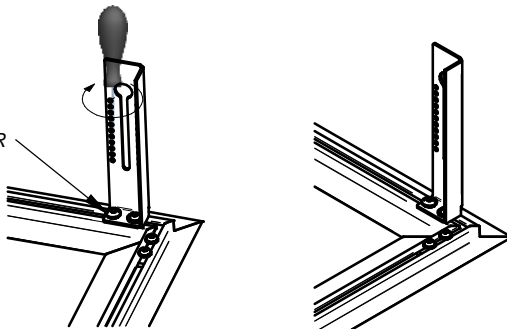
ACCESSORY
CODICI - CODE
98764 - 98761

ISTRUZIONI / INSTRUCTIONS / INSTRUCTIONS / HINWEISE / INSTRUCCIONES


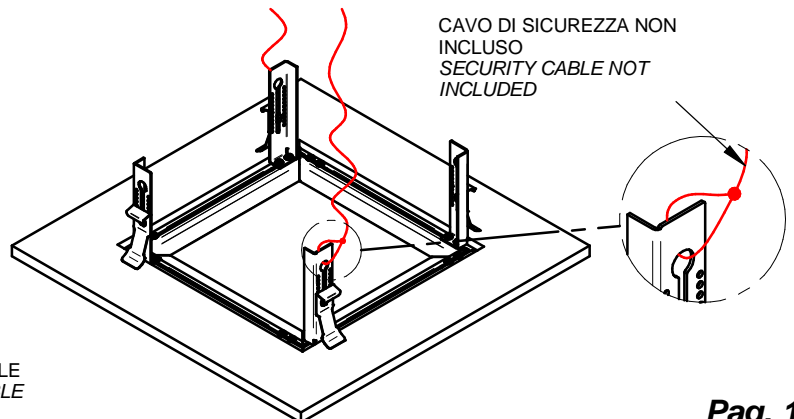
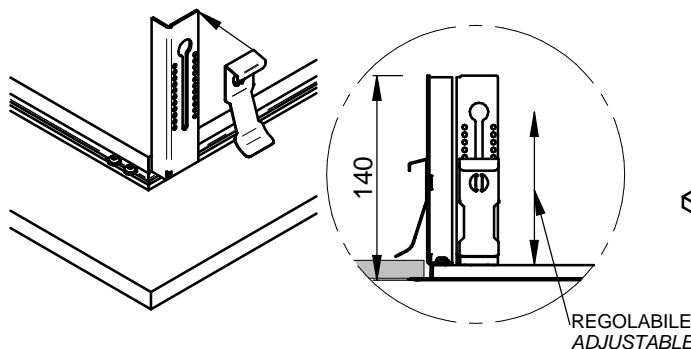
TOGLIERE I SEGNAPOSTO IN PLASTICA
REPLACE THE PLASTIC WASHER

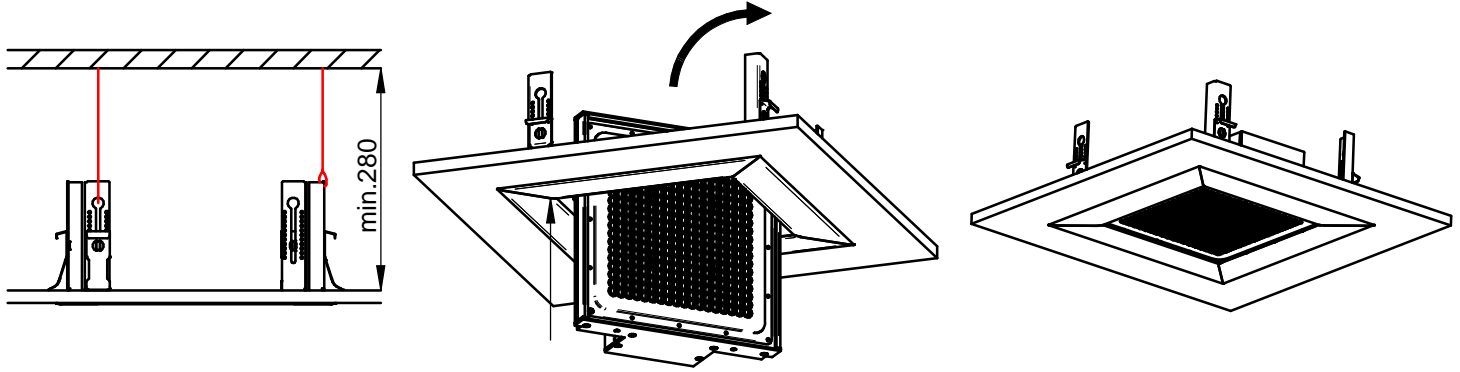


MONTARE LE STAFFE SENZA I SEGNAPOSTO IN PLASTICA
PLACE THE BRACKETS WHITOUT PLASTIC WASHER



CAVO DI SICUREZZA NON INCLUSO
SECURITY CABLE NOT INCLUDED



Serie : MULTILAMP 3.0


I	GB	F	D	E
Procedura di cablaggio 1 Chiudere l' interruttore generale OFF 2 Collegare i faretto all' alimentatore 3 Collegare l' alimentatore alla rete 4 Aprire l' interruttore generale ON	Wiring procedure 1 Switch off the main switch OFF 2 Connect the spotlights to the power supply unit. 3 Connect the power supply unit to the network 4 Switch on the main switch ON	Procédure de câblage 1 Couper le disjoncteur OFF 2 Relier les spots au driver 3 Relier le driver au réseau 4 Connecter le disjoncteur ON	Anleitung zur Verkabelung 1 Schalten Sie den Hauptschalter aus OFF 2 Schliessen Sie die Strahler an dem Stromversorgungsgeraet an 3 Schliessen Sie das Stromversorgungsgeraet ans Netz an 4 Schalten Sie den Hauptschalter ein ON	Procedimiento de cableado 1 Cerrar el interruptor general OFF 2 Conectar los focos al alimentador 3 Conectar el alimentador a la red 4 Abrir el interruptor general ON
N.B. Tutte le operazioni di manutenzione ed installazione vanno eseguite con l' interruttore generale in posizione OFF IL FARETTO RISULTA GARANTITO SOLO CON ALIMENTATORI DISTRIBUITI DA ERAL	N.B. All the maintenance and installation procedures must be carried out with the main switch in position OFF SPOTLIGHTS ARE GUARANTEED ONLY IF POWER SUPPLY UNITS DISTRIBUTED BY ERAL ARE USED	N.B. Toutes les opérations de maintenance et d'installation seront effectuées avec le disjoncteur sur la position OFF LE SPOT EST GARANTI SEULEMENT AVEC LES DRIVERS DISTRIBUES PAR ERAL	N.B. Die Wartungs- und Instandhaltungsvorgänge müssen mit Hauptschalter in Position durchgeführt werden OFF DIE GARANTIE IST GÜLTIG NUR FÜR STRAHLER, DIE MIT ERAL STROMVERSORGUNGSGERÄTEN EINGESPEIST WERDEN.	N.B. Todas las operaciones de mantenimiento e instalación se tendrán que llevar a cabo con el interruptor general en posición OFF EL FOCO SÓLO ESTÁ GARANTIZADO CON ALIMENTADORES DISTRIBUIDOS POR ERAL

**COLLEGAMENTO ON/OFF
ON/OFF CONNECTION**
