

76384M61 / 76384W61
76408M61 / 76408W61

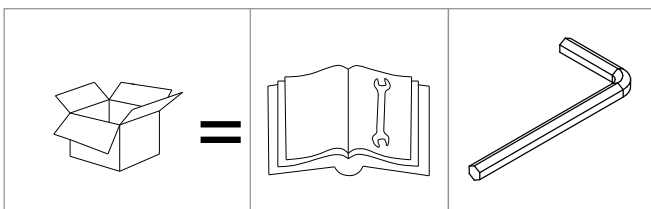
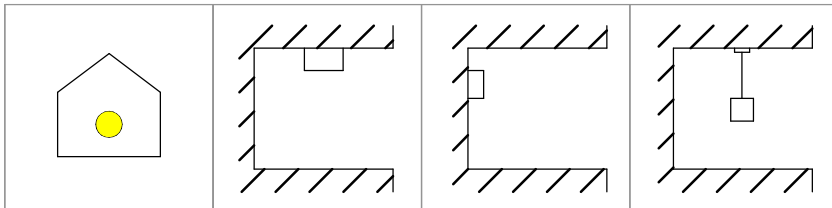
76385M61 / 76385W61
76409M61 / 76409W61

76386M61 / 76386W61
76410M61 / 76410W61

76387M61 / 76387W61
76411M61 / 76411W61



TIPO/TYP/TIPO/ TYPE/TYP/النوع	OTTICA/OPTICS/ÓPTICA/ OPTIQUE/OPTICS/البصريات	CONTROLLO/CONTROL/CONTROL/ L/CONTRÔLE/KONTROLLE/التحكم	FUNZIONAMENTO/OPERATION/ OPERACIÓN/FONCTIONNEMENT /BETRIEB/العملية
	DIFFUSA/DIFFUSED/DIFUSOS/ DIFFUSÉ/DIFFUSED/مدمج	ON/OFF;DALI;PUSH DIM; 0-10V;1-10V	48V -> 42V
		DALI P2P	48V -> 42V
	UGR<19	ON/OFF;DALI;PUSH DIM; 0-10V;1-10V	48V -> 42V
		DALI P2P	48V -> 42V
	UGR+DIFFUSA/UGR+DIFFUSED/U GR+DIFUSOS/UGR+DIFFUSÉ/ UGR+DIFFUSED/UGR+مدمج	ON/OFF;DALI;PUSH DIM; 0-10V;1-10V	48V -> 42V
		DALI P2P	48V -> 42V
	SPOTLIGHT/تسليط الضوء	ON/OFF;DALI;PUSH DIM; 0-10V;1-10V	48V -> 40V
		DALI P2P	48V -> 42V
	SPOTLIGHT/تسليط الضوء	ON/OFF;DALI;PUSH DIM; 0-10V;1-10V	48V -> 40V
		DALI P2P	48V -> 42V
	DIFFUSA/DIFFUSED/DIFUSOS/ DIFFUSÉ/DIFFUSED/مدمج	ON/OFF;DALI;PUSH DIM; 0-10V;1-10V	48V -> 44V
		DALI P2P	48V -> 44V



INSTALLARE GLI ARTICOLI IN ASSENZA DI TENSIONE
INSTALL THE ARTICLES IN THE ABSENCE OF VOLTAGE
INSTALAR LOS ARTÍCULOS EN AUSENCIA DE TENSÓN
INSTALLER LES ARTICLES EN L'ABSENCE DE TENSION
DIE ARTIKEL IM SPANNUNGSLOSEN ZUSTAND INSTALLIEREN
 تثبيت المواد في حالة عدم وجود جهد كهربائي

ATTENZIONE:

SE LA CONFIGURAZIONE PREVEDE UN FISSAGGIO PARETE/PARETE (1) O PARETE/SOFFITTO (2), IL PRIMO ELEMENTO DA FISSARE DEVE ESSERE L'ACCESSORIO 83285 (VERSIONE BIANCA) O 83286 (VERSIONE NERA)

ATTENTION:

IF THE CONFIGURATION INCLUDES WALL/WALL (1) OR WALL/CEILING (2) FIXING, THE FIRST ITEM TO BE FIXED MUST BE THE ACCESSORY 83285 (WHITE VERSION) OR 83286 (BLACK VERSION)

ATENCIÓN:

SI LA CONFIGURACIÓN PREVÉ LA FIJACIÓN PARED/PARED (1) O PARED/TECHO (2), EL PRIMER ELEMENTO A FIJAR DEBE SER EL ACCESORIO 83285 (VERSIÓN BLANCA) O 83286 (VERSIÓN NEGRA)

ATTENTION :

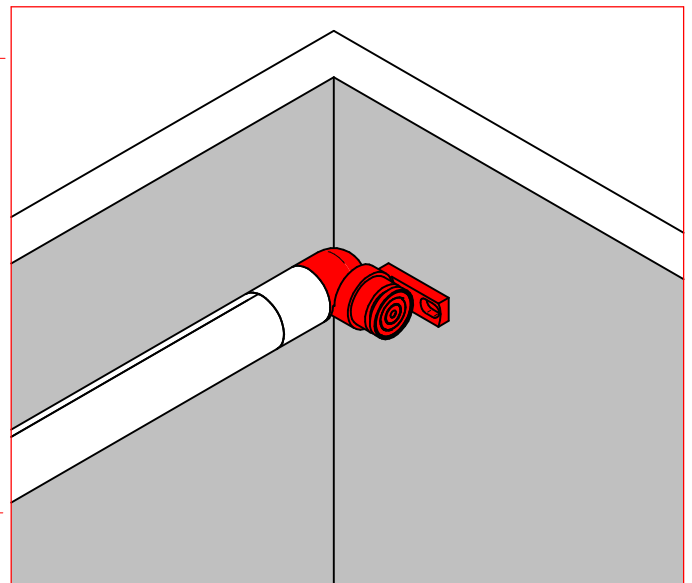
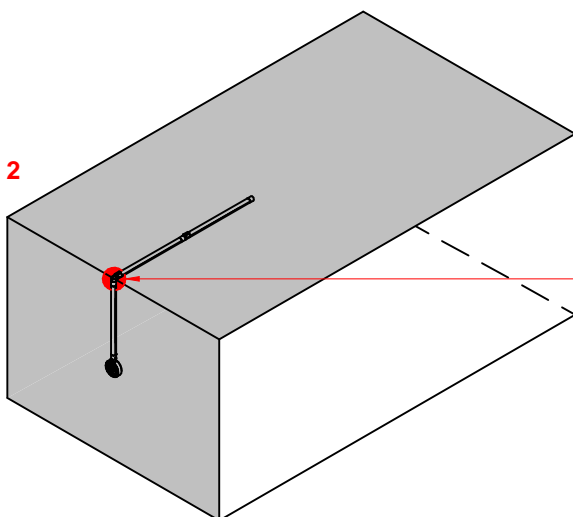
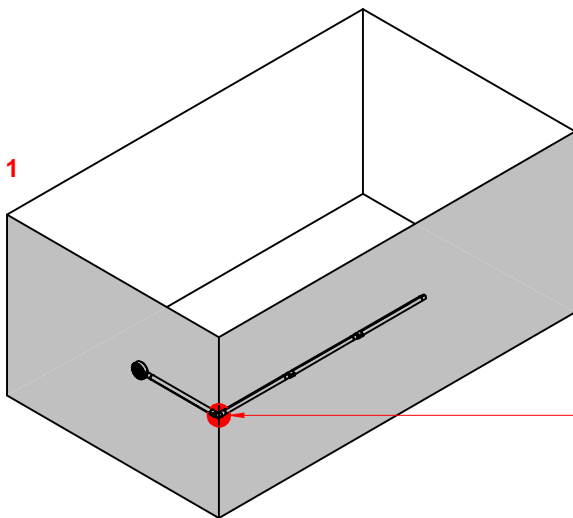
SI LA CONFIGURATION PRÉVOIT UNE FIXATION MUR/MUR (1) OU MUR/PLAFOND (2), LE PREMIER ÉLÉMENT À FIXER DOIT ÊTRE L'ACCESSOIRE 83285 (VERSION BLANCHE) OU 83286 (VERSION NOIRE). ÉLÉMENT À FIXER DOIT ÊTRE L'ACCESSOIRE 83285 (VERSION BLANCHE) OU 83286 (VERSION NOIRE).

ACHTUNG!

WENN DIE KONFIGURATION EINE WAND/WAND (1) ODER WAND/DECKE (2) BEFESTIGUNG VORSIEHT, MUSS DAS ERSTE MUSS DAS ERSTE ZU BEFESTIGENDE ELEMENT DAS ZUBEHÖR 83285 (WEISSE VERSION) ODER 83286 (SCHWARZE VERSION) SEIN.

تنبيه:

إذا كان التكوين يتصور تثبيت حائط/جدار (1) أو حائط/سقف (2)، يجب أن يكون العنصر الأول يجب أن يكون العنصر المراد تثبيته هو الملحق 83285 (الإصدار الأبيض) أو 83286 (الإصدار الأسود)



ATTENZIONE:

UNA CONFIGURAZIONE NON PUÒ AVERE DUE FISSAGGI COME MOSTRATO NELLE IMMAGINI

- 1 (PARETE/PARETE + PARETE/PARETE)
- 2 (PARETE/PARETE + PARETE/SOFFITTO)
- 3 (PARETE/SOFFITTO + SOFFITTO/PARETE)

ATTENTION:

A CONFIGURATION CAN'T HAVE TWO FIXINGS AS SHOWN IN THE PICTURES

- 1 (WALL/WALL + WALL/WALL)
- 2 (WALL/WALL + WALL/CEILING)
- 3 (WALL/CEILING + CEILING/WALL)

ATENCIÓN:

UNA CONFIGURACIÓN NO PUEDE TENER DOS FIJACIONES COMO SE MUESTRA EN LAS IMÁGENES

- 1 (PARED/PARED + PARED/TECHO)
- 2 (PARED/PARED + PARED/TECHO)
- 3 (PARED/TECHO + TECHO/PARED)

ATTENTION :

UNE CONFIGURATION NE PEUT PAS AVOIR DEUX FIXATIONS COMME INDIQUÉ DANS LES IMAGES

- 1 (MUR/MUR + MUR/PLAFOND)
- 2 (MUR/MUR + MUR/PLAFOND)
- 3 (MUR/PLAFOND + PLAFOND/MUR)

ACHTUNG!

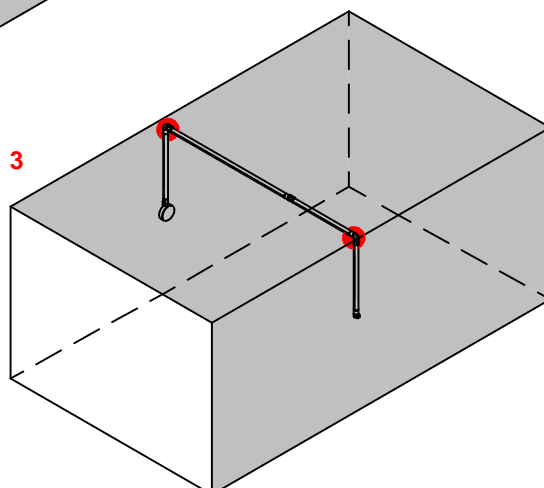
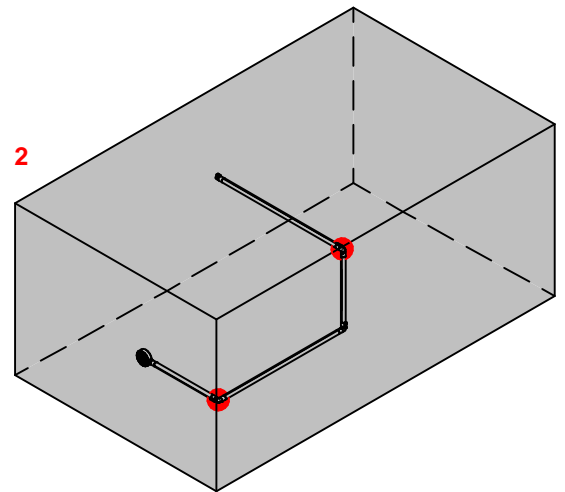
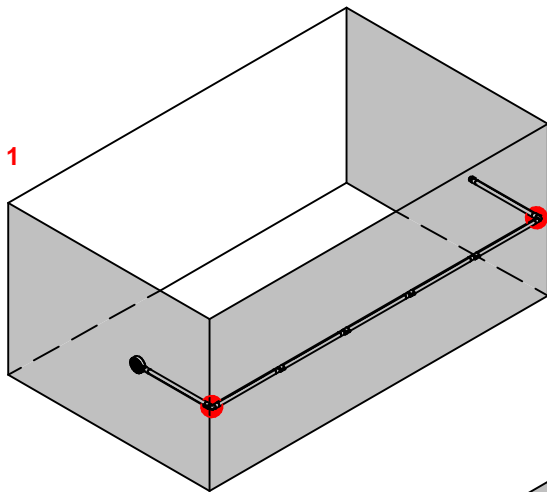
EINE KONFIGURATION KANN NICHT ZWEI BEFESTIGUNGEN HABEN, WIE AUF DEN BILDERN GEZEIGT

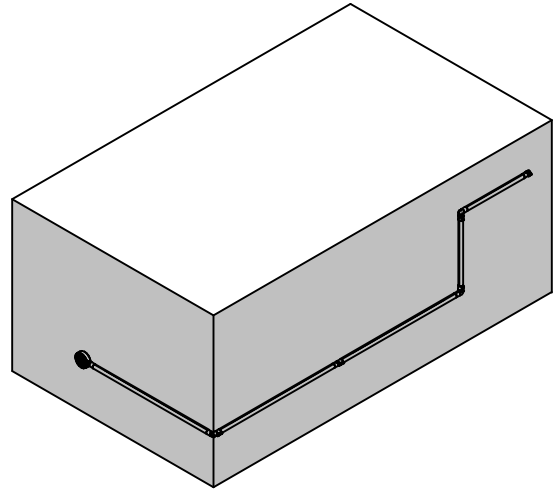
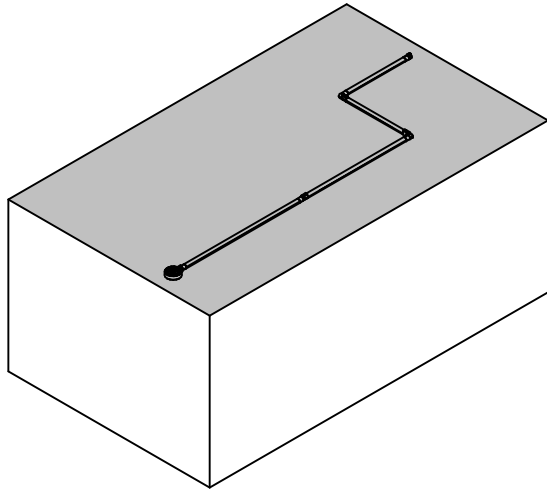
- 1 (WAND/WAND + WAND/DECKE)
- 2 (WAND/WAND + WAND/DECKE)
- 3 (WAND/DECKE + DECKE/WAND)

تنبيه:

لا يمكن أن يحتوي التكوين على مثبتين كما هو موضح في الصور

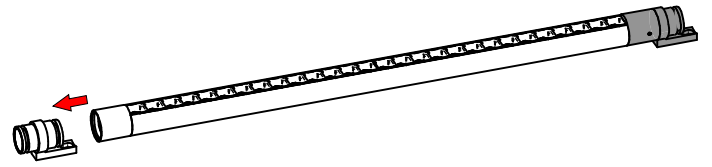
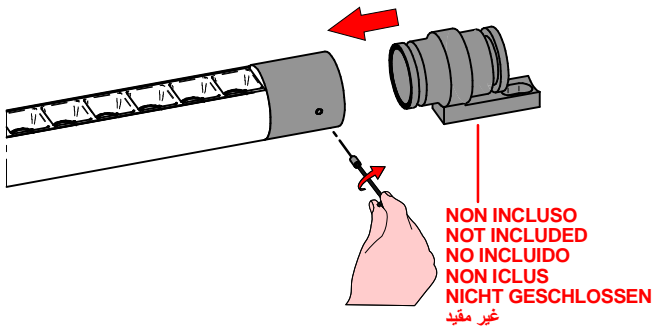
- 1 (جدار/جدار + جدار/سقف)
- 2 (جدار/جدار + جدار/سقف)
- 3 (جدار/سقف + جدار/سقف + جدار/جدار)





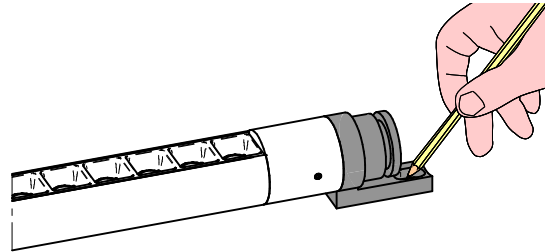
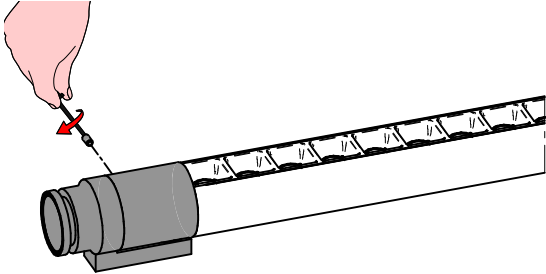
1.1

1.2



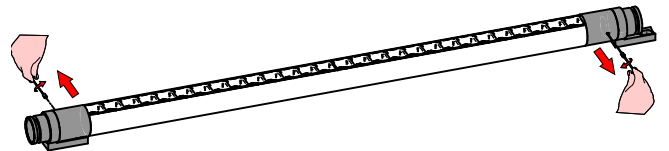
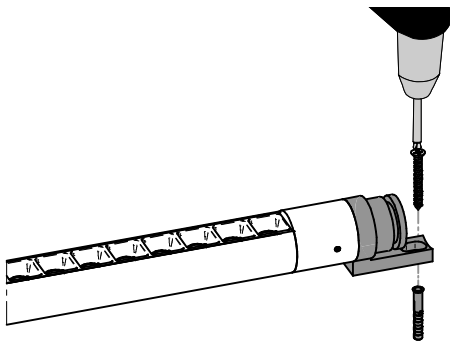
1.3

1.4



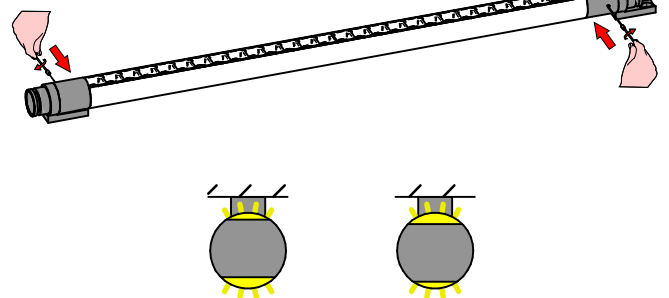
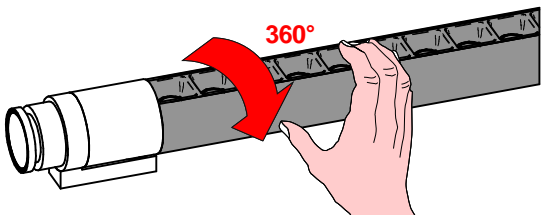
1.5

1.6

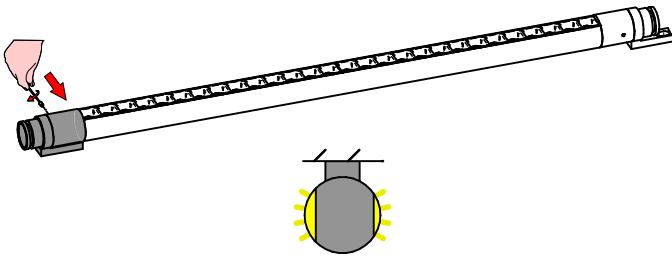


1.7

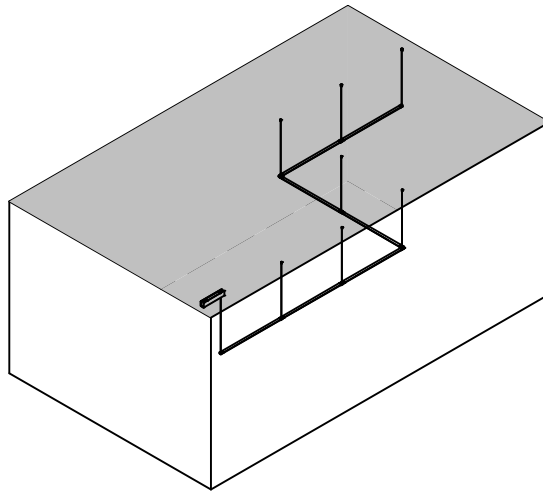
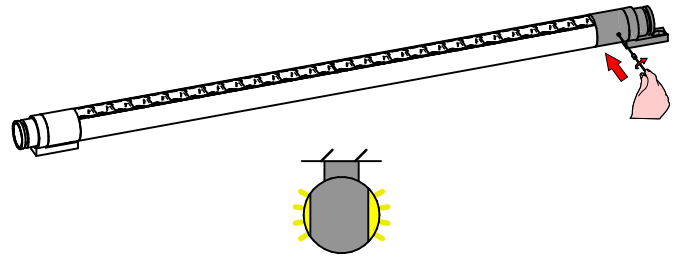
1.8.1



1.8.2



1.8.3



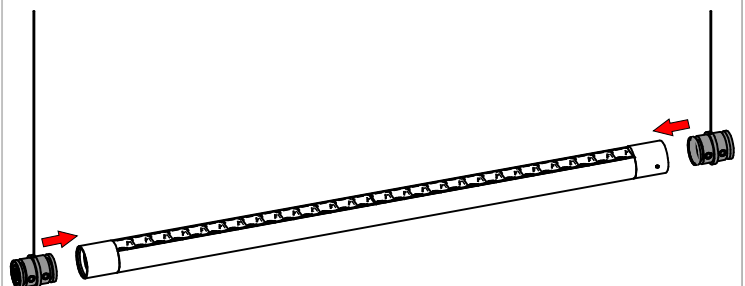
CODICE/CODE/CÓDIGO / الكود	LUNGHEZZA /LENGHT/ LONGITUD/ LONGUEUR/ LÄNGE/الطول	TIPO/TYPO/TIPO/ TYPE/TYP/النوع	
76384M61/76384W61 ; 76385M61/76385W61 ; 76408M61/76408W61 ; 76409M61/76409W61	1188 mm	1193 mm	83269 O LASER / 83269 OR LASER / 83269 O LÁSER / 83269 O LASER / 83269 O ليزر
76386M61/76386W61 ; 76387M61/76387W61 ; 76410M61/76410W61 ; 76411M61/76411W61	1748 mm	1753 mm	83269 O LASER / 83269 OR LASER / 83269 O LÁSER / 83269 O LASER / 83269 O ليزر

2.1

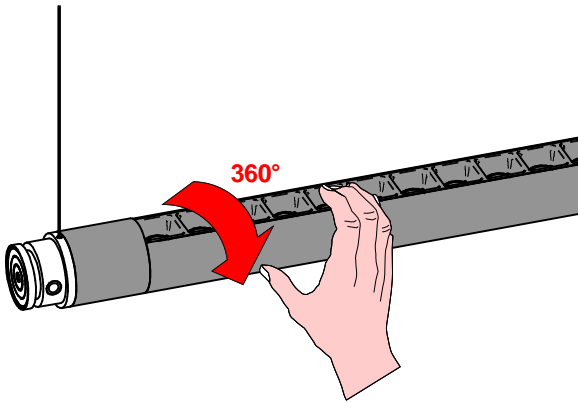


**NON INCLUSO
NOT INCLUDED
NO INCLUIDO
NON ICLUS
NICHT GESCHLOSSEN
غير مقيد**

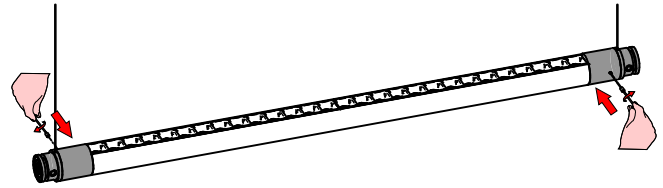
2.2



2.3



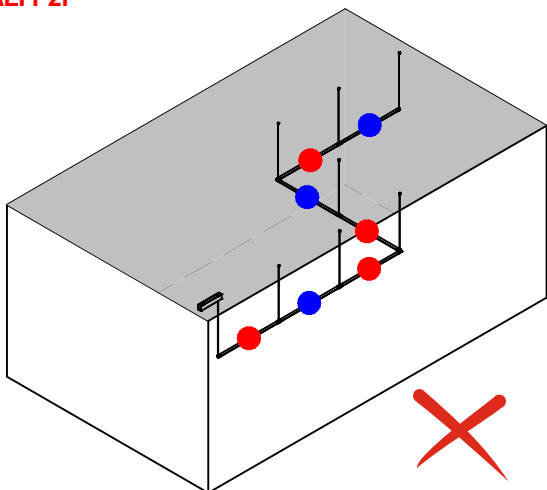
2.4



CODICE / CODE / CÓDIGO / الكود	CONTROLLO/CONTROL/ CONTROL/CONTRÔLE / KONTROLLE/التحكم	DIMMERAZIONE/ DIMMERACTION/ DIMMERACIÓN / DIMMÉRATION / DIMMERUNG/ التعتيم	ESEMPIO/EXAMPLE/EJEMPLO/EXEMPLE/BEI SPIEL/مثال
76384M61/76384W61; 76385M61/76385W61	ON/OFF ; DALI ; PUSH DIM ; 0-10V ; 1-10V	2% -> 100%	60% 60% 60%
76408M61/76408W61; 76409M61/76409W61	DALI P2P	5% -> 100%	30% 90% 50%
76386M61/76386W61; 76387M61/76387W61	ON/OFF ; DALI ; PUSH DIM ; 0-10V ; 1-10V	2% -> 100%	60% 60% 60%
76410M61/76410W61; 76411M61/76411W61	DALI P2P	5% -> 100%	30% 90% 50%

**ON/OFF ; DALI ; PUSH DIM
0-10V ; 1-10V**

DALI P2P



DALI P2P

