

76378M50 / 76378W50  
76402M50 / 76402W50

76380M50 / 76380W50  
76404M50 / 76404W50

76382M50 / 76382W50  
76406M50 / 76406W50

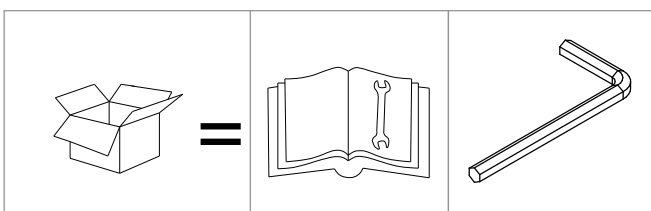
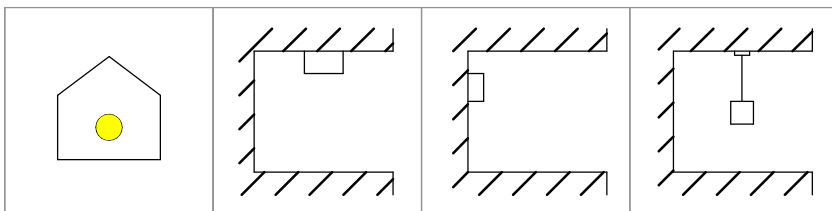


76379M50 / 76379W50  
76403M50 / 76403W50

76381M50 / 76381W50  
76405M50 / 76405W50

76383M50 / 76383W50  
76407M50 / 76407W50

TIPO/TIPO/TIPO/ TYPE/TYP/النوع	OTTICA/OPTICS/ÓPTICA/ OPTIQUE/OPTICS/البصريات	CONTROLLO/CONTROL/CONTROL/CONTRÔLE/KONTROLLE/التحكم	FUNZIONAMENTO/OPERATION/ OPERACIÓN/FONCTIONNEMENT /BETRIEB/العملية
	DIFFUSA/DIFFUSED/DIFUSOS/	ON/OFF;DALI;PUSH DIM; 0-10V;1-10V	48V -> 42V
	DIFFUSÉ/DIFFUSED/مدمج	DALI P2P	48V -> 42V
	UGR<19	ON/OFF;DALI;PUSH DIM; 0-10V;1-10V	48V -> 42V
		DALI P2P	48V -> 42V
	UGR+DIFFUSA/UGR+DIFFUSED/U GR+DIFUSOS/UGR+DIFFUSÉ/	ON/OFF;DALI;PUSH DIM; 0-10V;1-10V	48V -> 42V
	UGR+DIFFUSED/UGR+مدمج	DALI P2P	48V -> 42V
	SPOTLIGHT/تسليط الضوء	ON/OFF;DALI;PUSH DIM; 0-10V;1-10V	48V -> 40V
		DALI P2P	48V -> 42V
	SPOTLIGHT/تسليط الضوء	ON/OFF;DALI;PUSH DIM; 0-10V;1-10V	48V -> 40V
		DALI P2P	48V -> 42V
	DIFFUSA/DIFFUSED/DIFUSOS/	ON/OFF;DALI;PUSH DIM; 0-10V;1-10V	48V -> 44V
	DIFFUSÉ/DIFFUSED/مدمج	DALI P2P	48V -> 44V



**INSTALLARE GLI ARTICOLI IN ASSENZA DI TENSIONE**  
**INSTALL THE ARTICLES IN THE ABSENCE OF VOLTAGE**  
**INSTALAR LOS ARTÍCULOS EN AUSENCIA DE TENSÓN**  
**INSTALLER LES ARTICLES EN L'ABSENCE DE TENSION**  
**DIE ARTIKEL IM SPANNUNGSLOSEN ZUSTAND INSTALLIEREN**  
 تثبيت المواد في حالة عدم وجود جهد كهربائي

**ATTENZIONE:**

SE LA CONFIGURAZIONE PREVEDE UN FISSAGGIO PARETE/PARETE ( 1 ) O PARETE/SOFFITTO ( 2 ), IL PRIMO ELEMENTO DA FISSARE DEVE ESSERE L'ACCESSORIO 83285 ( VERSIONE BIANCA ) O 83286 ( VERSIONE NERA )

**ATTENTION:**

IF THE CONFIGURATION INCLUDES WALL/WALL ( 1 ) OR WALL/CEILING ( 2 ) FIXING, THE FIRST ITEM TO BE FIXED MUST BE THE ACCESSORY 83285 ( WHITE VERSION ) OR 83286 ( BLACK VERSION )

**ATENCIÓN:**

SI LA CONFIGURACIÓN PREVÉ LA FIJACIÓN PARED/PARED ( 1 ) O PARED/TECHO ( 2 ), EL PRIMER ELEMENTO A FIJAR DEBE SER EL ACCESORIO 83285 ( VERSIÓN BLANCA ) O 83286 ( VERSIÓN NEGRA )

**ATTENTION :**

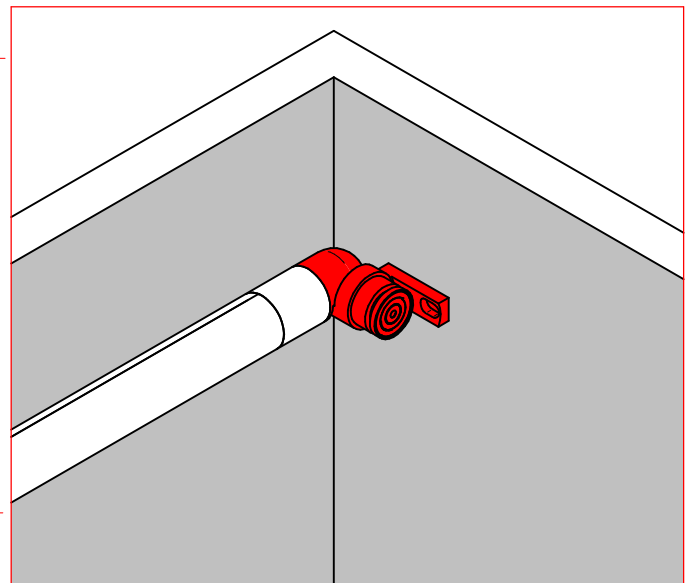
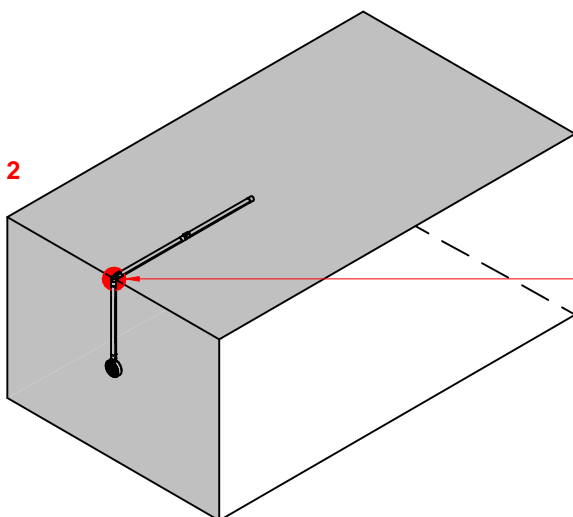
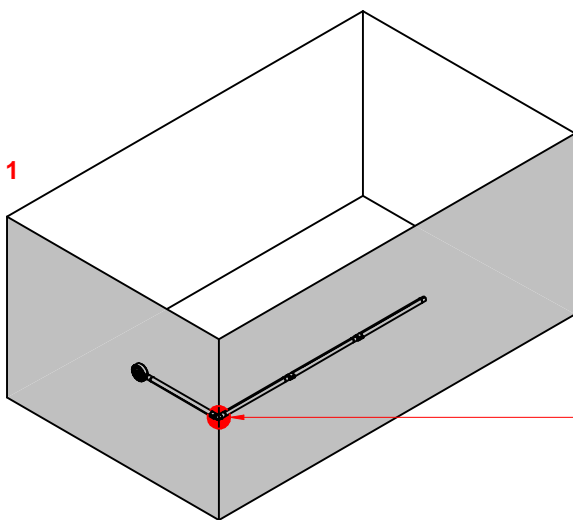
SI LA CONFIGURATION PRÉVOIT UNE FIXATION MUR/MUR ( 1 ) OU MUR/PLAFOND ( 2 ), LE PREMIER ÉLÉMENT À FIXER DOIT ÊTRE L'ACCESSOIRE 83285 ( VERSION BLANCHE ) OU 83286 ( VERSION NOIRE ). ÉLÉMENT À FIXER DOIT ÊTRE L'ACCESSOIRE 83285 ( VERSION BLANCHE ) OU 83286 ( VERSION NOIRE ).

**ACHTUNG!**

WENN DIE KONFIGURATION EINE WAND/WAND ( 1 ) ODER WAND/DECKE ( 2 ) BEFESTIGUNG VORSIEHT, MUSS DAS ERSTE MUSS DAS ERSTE ZU BEFESTIGENDE ELEMENT DAS ZUBEHÖR 83285 ( WEISSE VERSION ) ODER 83286 ( SCHWARZE VERSION ) SEIN.

**تنبيه:**

إذا كان التكوين يتصور تثبيت حائط/جدار (1) أو حائط/سقف (2)، يجب أن يكون العنصر الأول يجب أن يكون العنصر المراد تثبيته هو الملحقات 83285 (الإصدار الأبيض) أو 83286 (الإصدار الأسود)



**ATTENZIONE:**

**UNA CONFIGURAZIONE NON PUÒ AVERE DUE FISSAGGI COME MOSTRATO NELLE IMMAGINI**

- 1 ( PARETE/PARETE + PARETE/PARETE )
- 2 ( PARETE/PARETE + PARETE/SOFFITTO )
- 3 ( PARETE/SOFFITTO + SOFFITTO/PARETE )

**ATTENTION:**

**A CONFIGURATION CAN'T HAVE TWO FIXINGS AS SHOWN IN THE PICTURES**

- 1 ( WALL/WALL + WALL/CEILING )
- 2 ( WALL/WALL + WALL/CEILING )
- 3 ( WALL/CEILING + CEILING/WALL )

**ATENCIÓN:**

**UNA CONFIGURACIÓN NO PUEDE TENER DOS FIJACIONES COMO SE MUESTRA EN LAS IMÁGENES**

- 1 ( PARED/PARED + PARED/TECHO )
- 2 ( PARED/PARED + PARED/TECHO )
- 3 ( PARED/TECHO + TECHO/PARED )

**ATTENTION :**

**UNE CONFIGURATION NE PEUT PAS AVOIR DEUX FIXATIONS COMME INDIQUÉ DANS LES IMAGES**

- 1 ( MUR/MUR + MUR/PLAFOND )
- 2 ( MUR/MUR + MUR/PLAFOND )
- 3 ( MUR/PLAFOND + PLAFOND/MUR )

**ACHTUNG!**

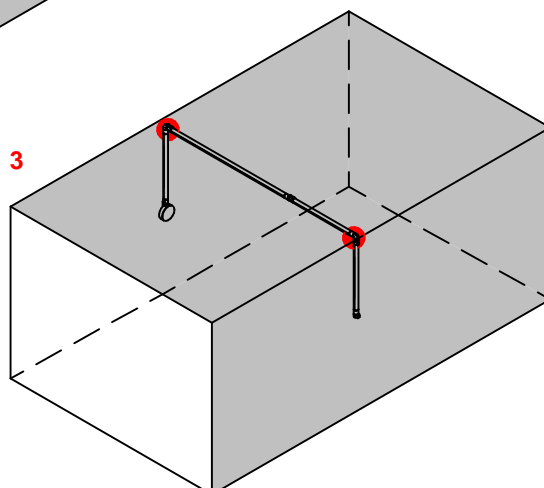
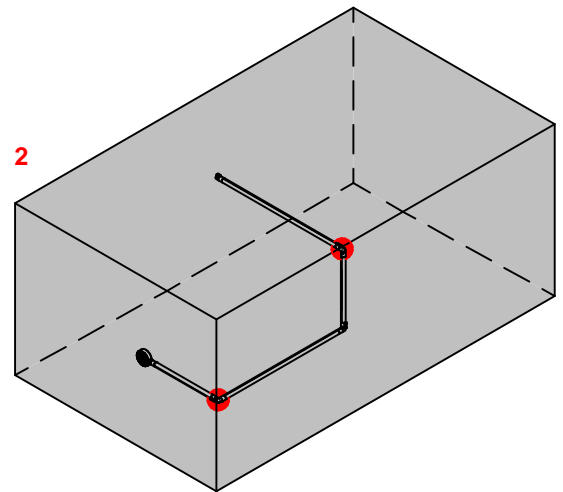
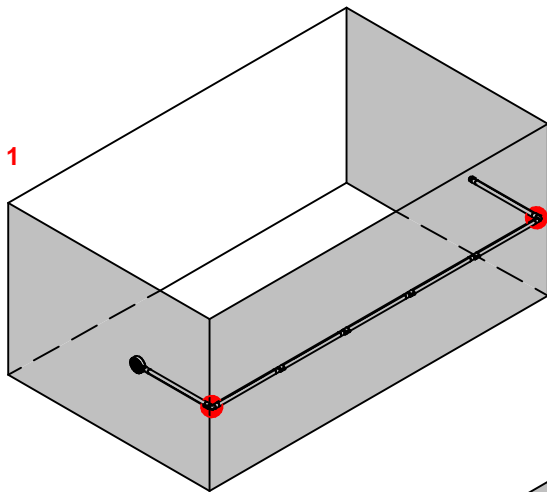
**EINE KONFIGURATION KANN NICHT ZWEI BEFESTIGUNGEN HABEN, WIE AUF DEN BILDERN GEZEIGT**

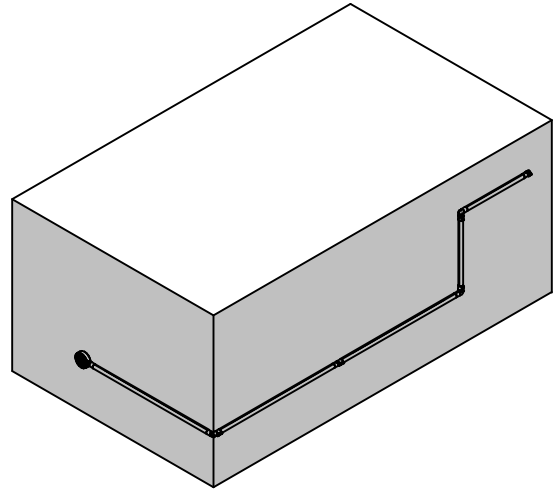
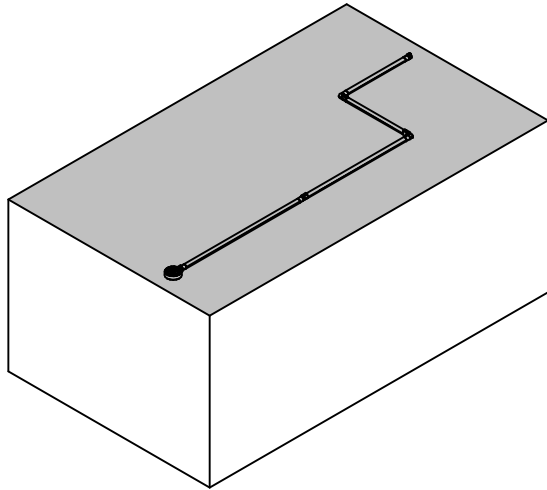
- 1 ( WAND/WAND + WAND/DECKE )
- 2 ( WAND/WAND + WAND/DECKE )
- 3 ( WAND/DECKE + DECKE/WAND )

**تنبيه:**

لا يمكن أن يحتوي التركيب على مثبتين كما هو موضح في الصور

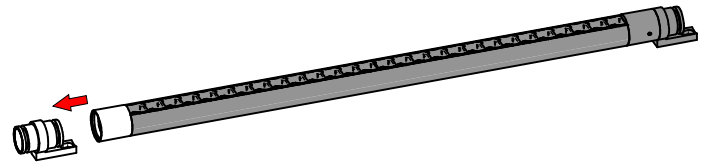
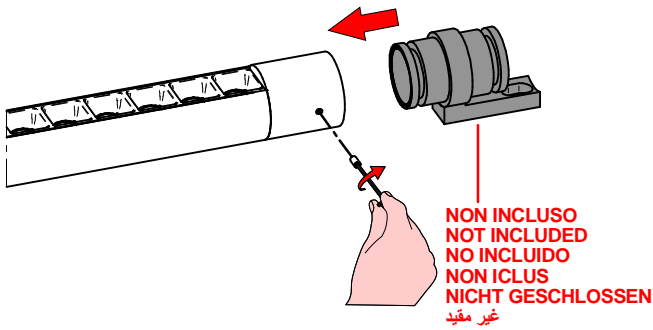
- 1 ( جدار/جدار + جدار/سقف )
- 2 ( جدار/جدار + جدار/سقف )
- 3 ( جدار/سقف + جدار/سقف + جدار/جدار )





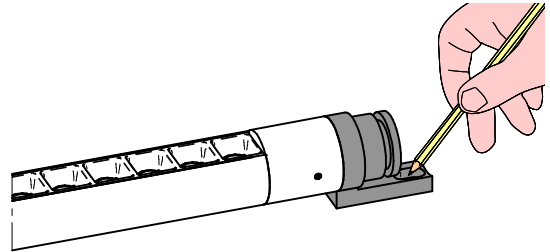
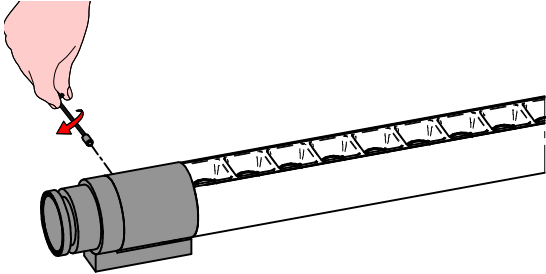
1.1

1.2



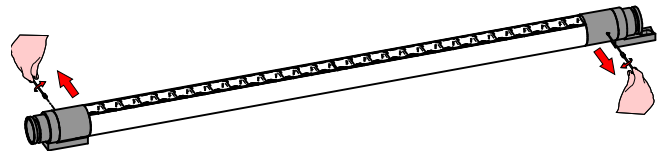
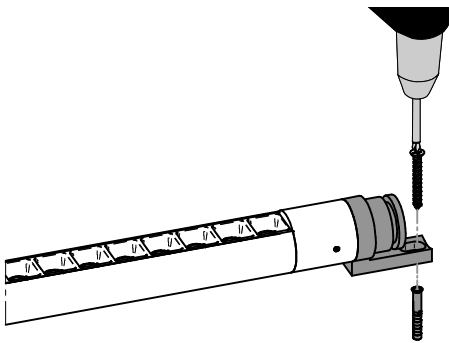
1.3

1.4



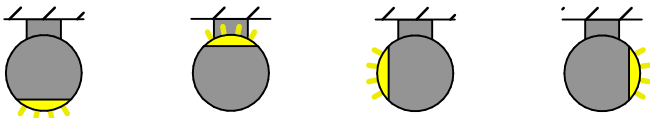
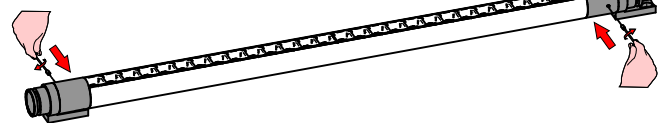
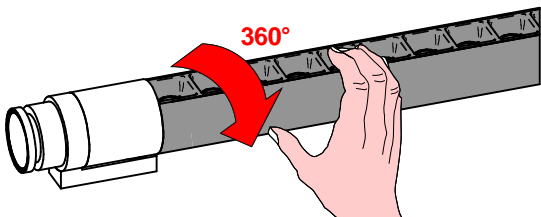
1.5

1.6

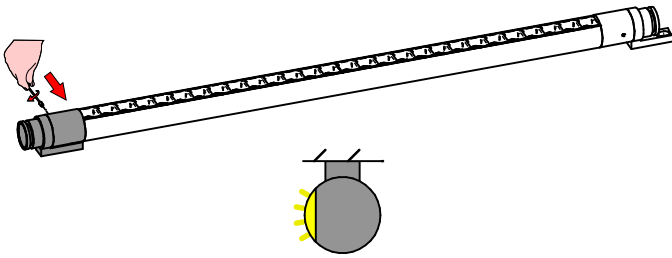


1.7

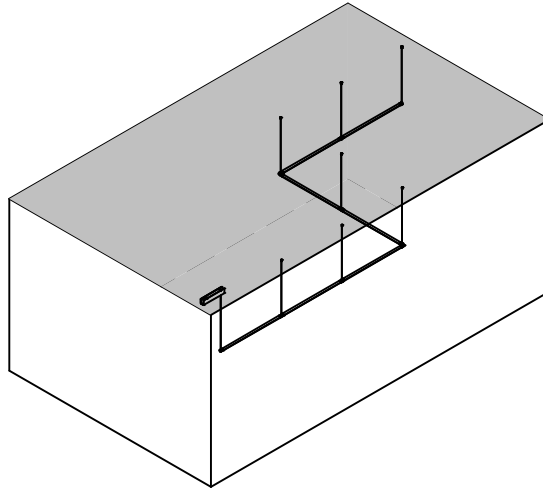
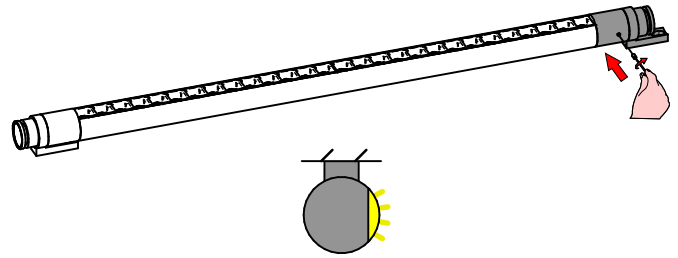
1.8.1



1.8.2




1.8.3



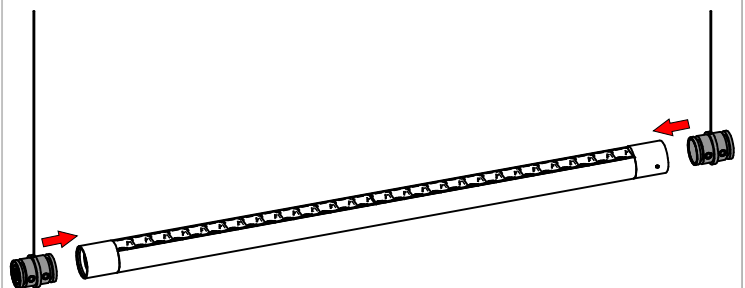
CODICE/CODE/CÓDIGO / الكود	LUNGHEZZA /LENGHT/ LONGITUD/ LONGUEUR/ LÄNGE/الطول	TIPO/TYPO/TIPO/ TYPE/TYP/النوع	
76378M50/76378W50 ; 76379M50/76379W50 ; 76402M50/76402W50 ; 76403M50/76403W50	629 mm	634 mm	83269 O LASER / 83269 OR LASER / 83269 O LÁSER / 83269 O LASER / 83269 O ليزر
76380M50/76380W50 ; 76381M50/76381W50 ; 76404M50/76404W50 ; 76405M50/76405W50	1188 mm	1193 mm	83269 O LASER / 83269 OR LASER / 83269 O LÁSER / 83269 O LASER / 83269 O ليزر
76382M50/76382W50 ; 76383M50/76383W50 ; 76406M50/76406W50 ; 76407M50/76407W50	1748 mm	1753 mm	83269 O LASER / 83269 OR LASER / 83269 O LÁSER / 83269 O LASER / 83269 O ليزر

2.1

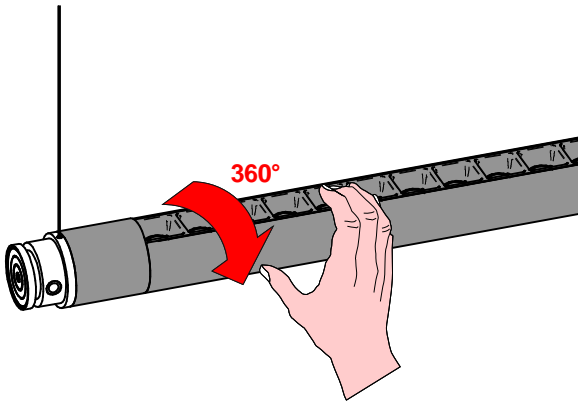


2.2

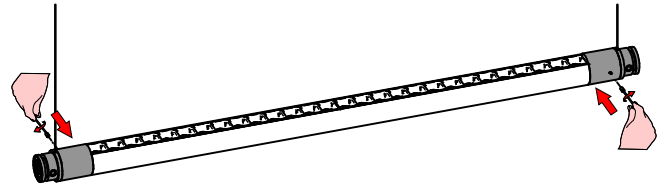
**NON INCLUSO  
NOT INCLUDED  
NO INCLUIDO  
NON ICLUS  
NICHT GESCHLOSSEN  
غير مقيد**



2.3



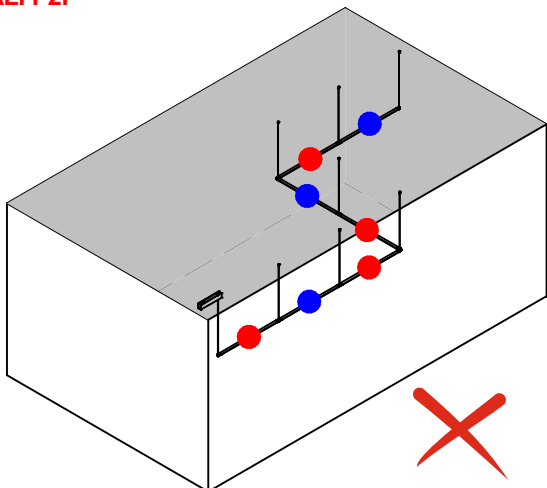
2.4



CODICE / CODE / CÓDIGO / الكود	CONTROLLO/CONTROL/ CONTROL/CONTRÔLE / KONTROLLE/التحكم	DIMMERAZIONE/ DIMMERACTION/ DIMMERACIÓN / DIMMÉRATION / DIMMERUNG/ التعتيم	ESEMPIO/EXAMPLE/EJEMPLO/EXEMPLE/BEI SPIEL/ مثال
76378M50/76378W50; 76379M50/76379W50	ON/OFF ; DALI ; PUSH DIM ; 0-10V ; 1-10V	2% -> 100%	60% 60% 60%
76402M50/76402W50; 76403M50/76403W50	DALI P2P	5% -> 100%	30% 90% 50%
76380M50/76380W50; 76381M50/76381W50	ON/OFF ; DALI ; PUSH DIM ; 0-10V ; 1-10V	2% -> 100%	60% 60% 60%
76404M50/76404W50; 76405M50/76405W50	DALI P2P	5% -> 100%	30% 90% 50%
76382M50/76382W50; 76383M50/76383W50	ON/OFF ; DALI ; PUSH DIM ; 0-10V ; 1-10V	2% -> 100%	60% 60% 60%
76406M50/76406W50; 76407M50/76407W50	DALI P2P	5% -> 100%	30% 90% 50%

**ON/OFF ; DALI ; PUSH DIM  
0-10V ; 1-10V**

**DALI P2P**



**DALI P2P**

