

76372M00 / 76372W00
76396M00 / 76396W00

76374M00 / 76374W00
76398M00 / 76398W00

76376M00 / 76376W00
76400M00 / 76400W00

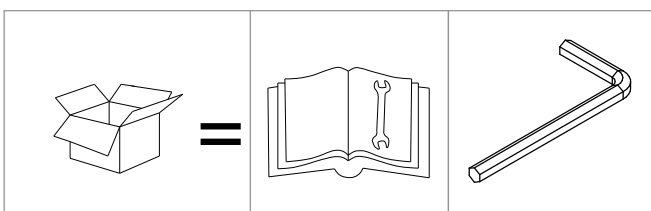
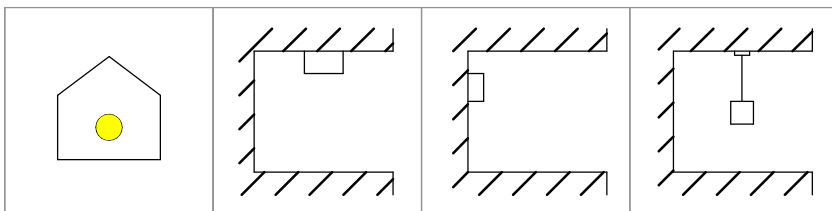


76373M00 / 76373W00
76397M00 / 76397W00

76375M00 / 76375W00
76399M00 / 76399W00

76377M00 / 76377W00
76401M00 / 76401W00

TIPO/TYPE/TIPO/ TYPE/TYP/النوع	OTTICA/OPTICS/ÓPTICA/ OPTIQUE/OPTICS/البصريات	CONTROLLO/CONTROL/CONTROL/ L/CONTRÔLE/KONTROLLE/التحكم	FUNZIONAMENTO/OPERATION/ OPERACIÓN/FONCTIONNEMENT /BETRIEB/العملية
	DIFFUSA/DIFFUSED/DIFUSOS/ DIFFUSÉ/DIFFUSED/مدمج	ON/OFF;DALI;PUSH DIM; 0-10V;1-10V	48V -> 42V
		DALI P2P	48V -> 42V
	UGR<19	ON/OFF;DALI;PUSH DIM; 0-10V;1-10V	48V -> 42V
		DALI P2P	48V -> 42V
	UGR+DIFFUSA/UGR+DIFFUSED/U GR+DIFUSOS/UGR+DIFFUSÉ/ UGR+DIFFUSED/UGR+مدمج	ON/OFF;DALI;PUSH DIM; 0-10V;1-10V	48V -> 42V
		DALI P2P	48V -> 42V
	SPOTLIGHT/تسليط الضوء	ON/OFF;DALI;PUSH DIM; 0-10V;1-10V	48V -> 40V
		DALI P2P	48V -> 42V
	SPOTLIGHT/تسليط الضوء	ON/OFF;DALI;PUSH DIM; 0-10V;1-10V	48V -> 40V
		DALI P2P	48V -> 42V
	DIFFUSA/DIFFUSED/DIFUSOS/ DIFFUSÉ/DIFFUSED/مدمج	ON/OFF;DALI;PUSH DIM; 0-10V;1-10V	48V -> 44V
		DALI P2P	48V -> 44V



INSTALLARE GLI ARTICOLI IN ASSENZA DI TENSIONE
INSTALL THE ARTICLES IN THE ABSENCE OF VOLTAGE
INSTALAR LOS ARTÍCULOS EN AUSENCIA DE TENSÓN
INSTALLER LES ARTICLES EN L'ABSENCE DE TENSION
DIE ARTIKEL IM SPANNUNGSLOSEN ZUSTAND INSTALLIEREN
 تثبيت المواد في حالة عدم وجود جهد كهربائي

ATTENZIONE:

SE LA CONFIGURAZIONE PREVEDE UN FISSAGGIO PARETE/PARETE (1) O PARETE/SOFFITTO (2), IL PRIMO ELEMENTO DA FISSARE DEVE ESSERE L'ACCESSORIO 83285 (VERSIONE BIANCA) O 83286 (VERSIONE NERA)

ATTENTION:

IF THE CONFIGURATION INCLUDES WALL/WALL (1) OR WALL/CEILING (2) FIXING, THE FIRST ITEM TO BE FIXED MUST BE THE ACCESSORY 83285 (WHITE VERSION) OR 83286 (BLACK VERSION)

ATENCIÓN:

SI LA CONFIGURACIÓN PREVÉ LA FIJACIÓN PARED/PARED (1) O PARED/TECHO (2), EL PRIMER ELEMENTO A FIJAR DEBE SER EL ACCESORIO 83285 (VERSIÓN BLANCA) O 83286 (VERSIÓN NEGRA)

ATTENTION :

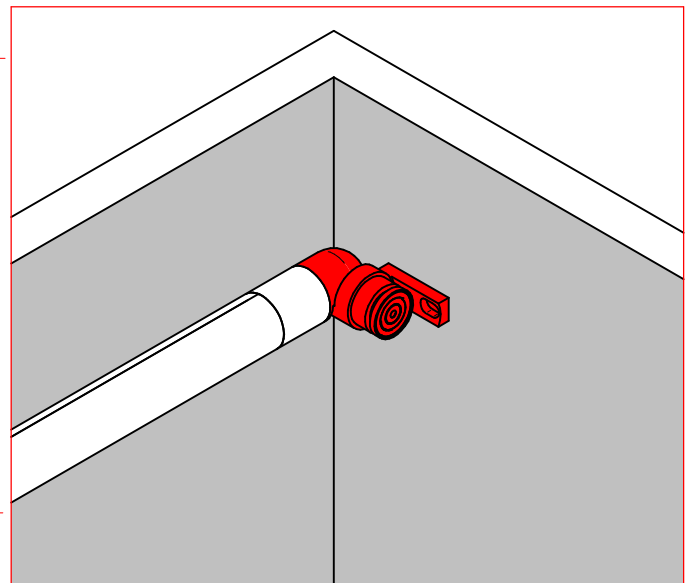
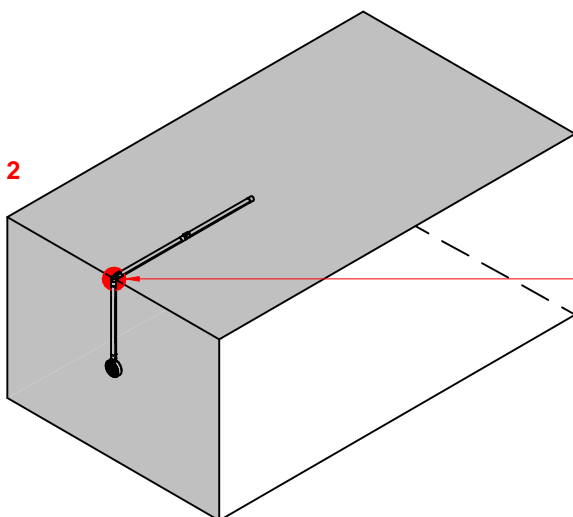
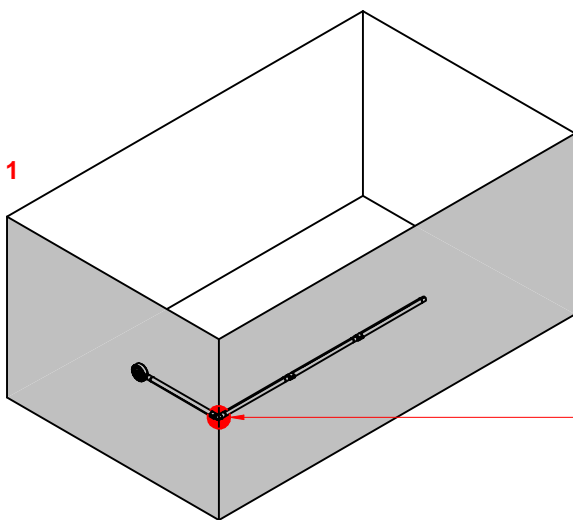
SI LA CONFIGURATION PRÉVOIT UNE FIXATION MUR/MUR (1) OU MUR/PLAFOND (2), LE PREMIER ÉLÉMENT À FIXER DOIT ÊTRE L'ACCESSOIRE 83285 (VERSION BLANCHE) OU 83286 (VERSION NOIRE). ÉLÉMENT À FIXER DOIT ÊTRE L'ACCESSOIRE 83285 (VERSION BLANCHE) OU 83286 (VERSION NOIRE).

ACHTUNG!

WENN DIE KONFIGURATION EINE WAND/WAND (1) ODER WAND/DECKE (2) BEFESTIGUNG VORSIEHT, MUSS DAS ERSTE MUSS DAS ERSTE ZU BEFESTIGENDE ELEMENT DAS ZUBEHÖR 83285 (WEISSE VERSION) ODER 83286 (SCHWARZE VERSION) SEIN.

تنبيه:

إذا كان التكوين يتصور تثبيت حائط/جدار (1) أو حائط/سقف (2)، يجب أن يكون العنصر الأول يجب أن يكون العنصر المراد تثبيته هو الملحق 83285 (الإصدار الأبيض) أو 83286 (الإصدار الأسود)



ATTENZIONE:

UNA CONFIGURAZIONE NON PUÒ AVERE DUE FISSAGGI COME MOSTRATO NELLE IMMAGINI

- 1 (PARETE/PARETE + PARETE/PARETE)
- 2 (PARETE/PARETE + PARETE/SOFFITTO)
- 3 (PARETE/SOFFITTO + SOFFITTO/PARETE)

ATTENTION:

A CONFIGURATION CAN'T HAVE TWO FIXINGS AS SHOWN IN THE PICTURES

- 1 (WALL/WALL + WALL/CEILING)
- 2 (WALL/WALL + WALL/CEILING)
- 3 (WALL/CEILING + CEILING/WALL)

ATENCIÓN:

UNA CONFIGURACIÓN NO PUEDE TENER DOS FIJACIONES COMO SE MUESTRA EN LAS IMÁGENES

- 1 (PARED/PARED + PARED/TECHO)
- 2 (PARED/PARED + PARED/TECHO)
- 3 (PARED/TECHO + TECHO/PARED)

ATTENTION :

UNE CONFIGURATION NE PEUT PAS AVOIR DEUX FIXATIONS COMME INDIQUÉ DANS LES IMAGES

- 1 (MUR/MUR + MUR/PLAFOND)
- 2 (MUR/MUR + MUR/PLAFOND)
- 3 (MUR/PLAFOND + PLAFOND/MUR)

ACHTUNG!

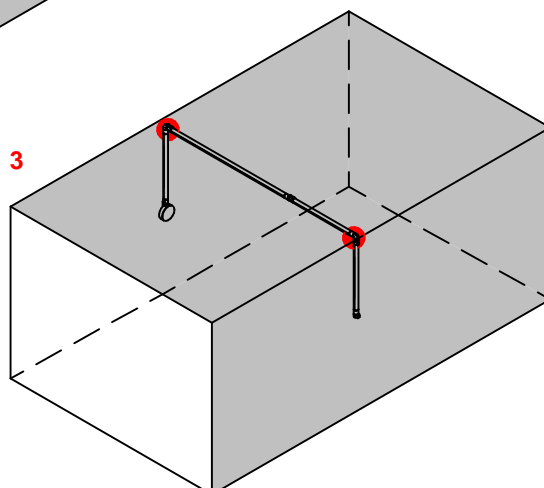
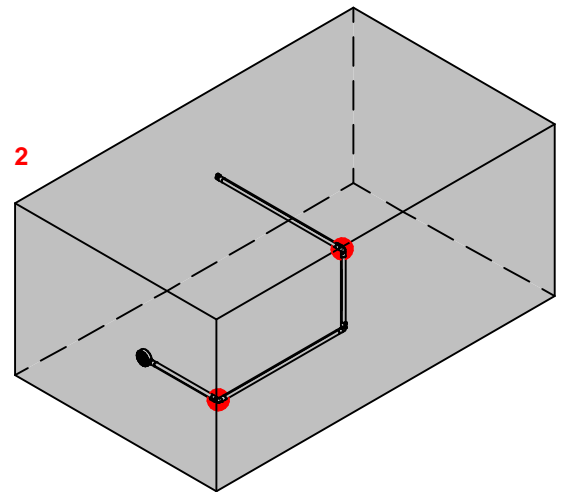
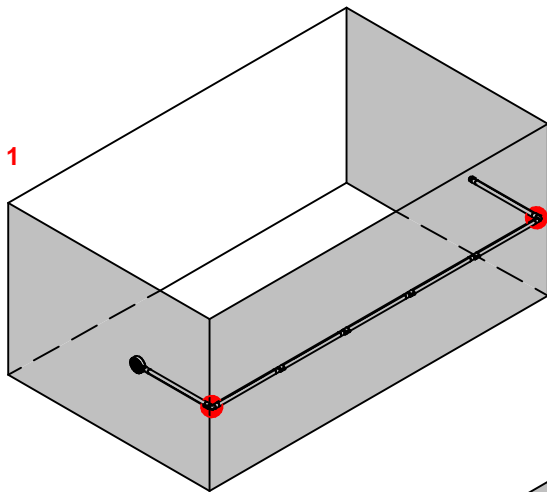
EINE KONFIGURATION KANN NICHT ZWEI BEFESTIGUNGEN HABEN, WIE AUF DEN BILDERN GEZEIGT

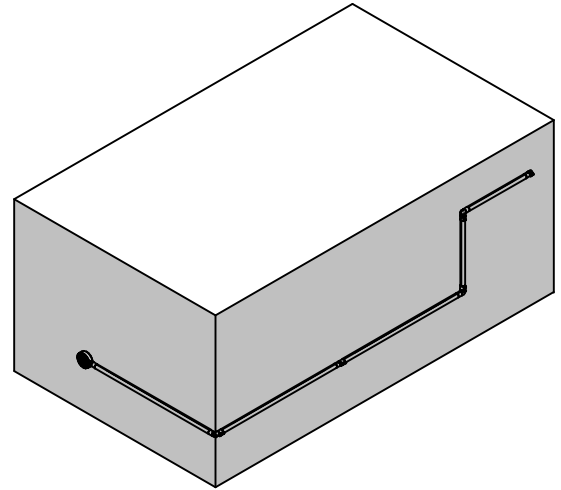
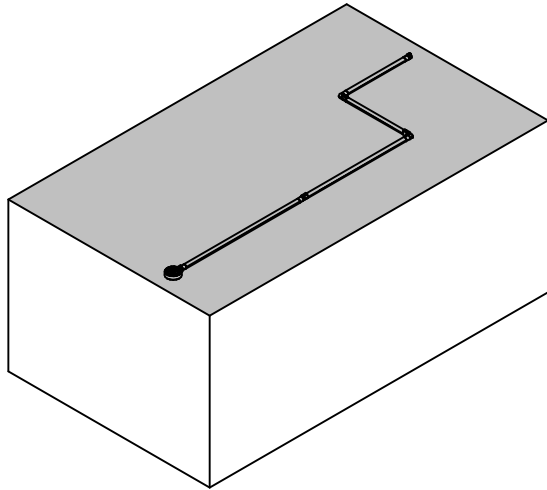
- 1 (WAND/WAND + WAND/DECKE)
- 2 (WAND/WAND + WAND/DECKE)
- 3 (WAND/DECKE + DECKE/WAND)

تنبيه:

لا يمكن أن يحتوي التكوين على مثبتين كما هو موضح في الصور

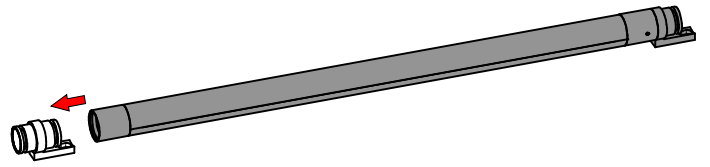
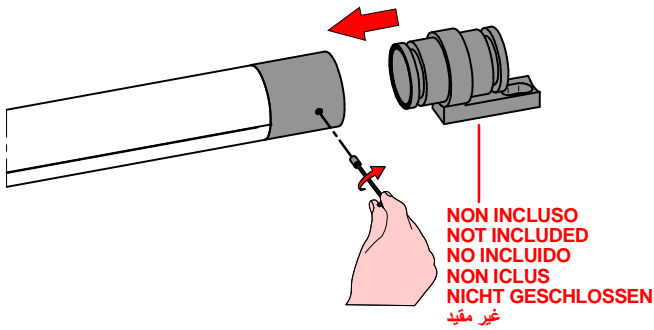
- 1 (جدار/جدار + جدار/سقف)
- 2 (جدار/جدار + جدار/سقف)
- 3 (جدار/سقف + جدار/سقف + جدار/جدار)





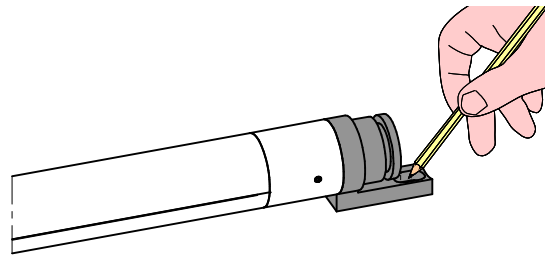
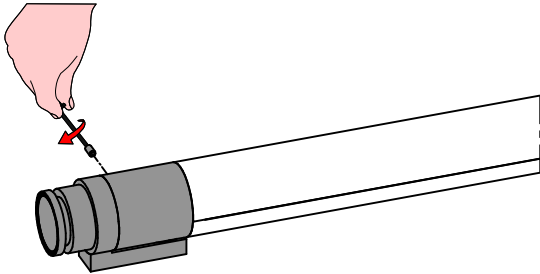
1.1

1.2



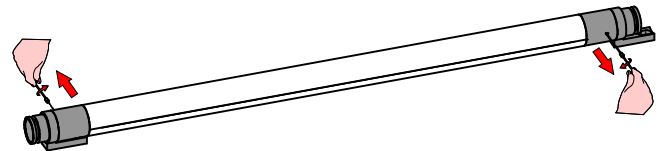
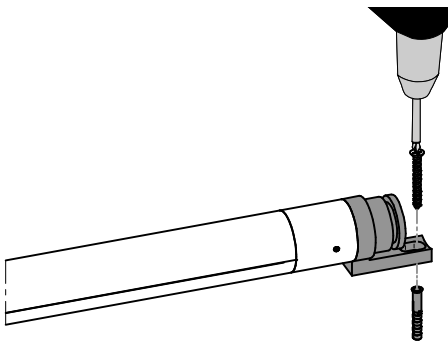
1.3

1.4




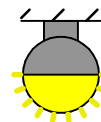

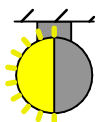

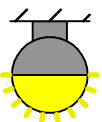
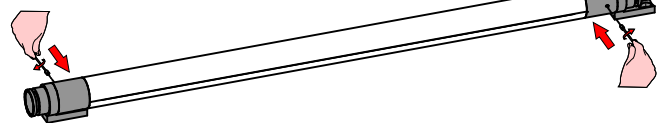
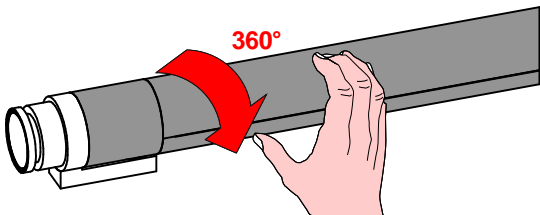
1.5

1.6

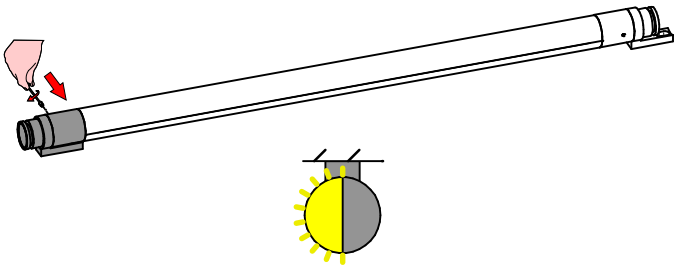


1.7

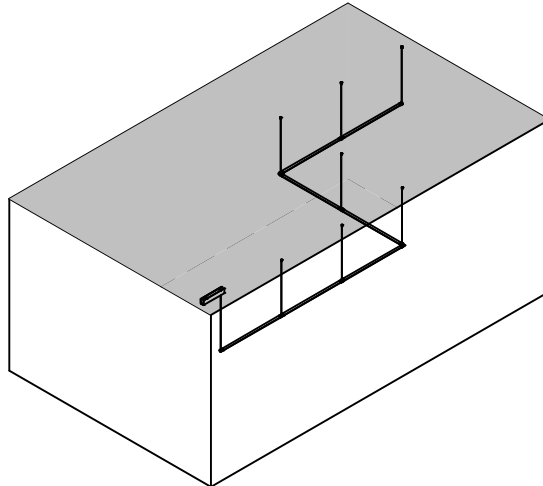
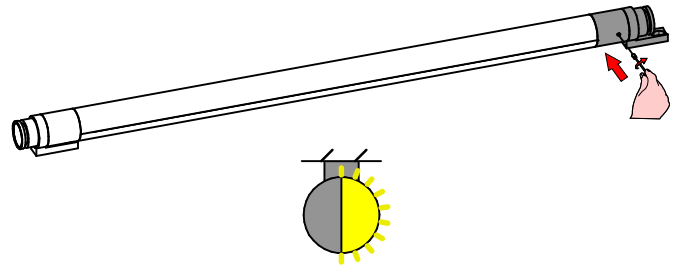
1.8.1



1.8.2




1.8.3



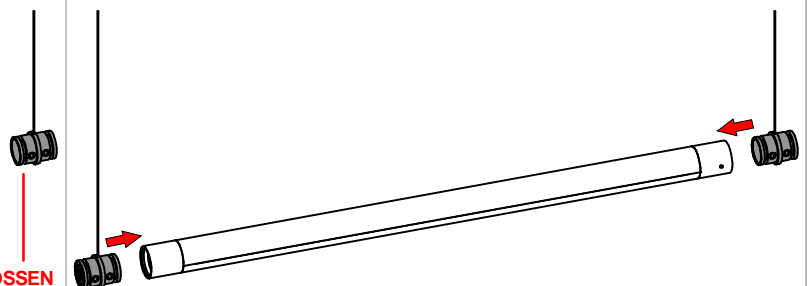
CODICE/CODE/CÓDIGO / الكود	LUNGHEZZA /LENGHT/ LONGITUD/ LONGUEUR/ LÄNGE/الطول	TIPO/TYPO/TIPO/ TYPE/TYP/النوع	
76372M00/76372W00 ; 76373M00/76373W00 ; 76396M00/76396W00 ; 76397M00/76397W00	629 mm	634 mm	83269 O LASER / 83269 OR LASER / 83269 O LÁSER / 83269 O LASER / 83269 O ليزر
76374M00/76374W00 ; 76375M00/76375W00 ; 76398M00/76398W00 ; 76399M00/76399W00	1188 mm	1193 mm	83269 O LASER / 83269 OR LASER / 83269 O LÁSER / 83269 O LASER / 83269 O ليزر
76376M00/76376W00 ; 76377M00/76377W00 ; 76400M00/76400W00 ; 76401M00/76401W00	1748 mm	1753 mm	83269 O LASER / 83269 OR LASER / 83269 O LÁSER / 83269 O LASER / 83269 O ليزر

2.1

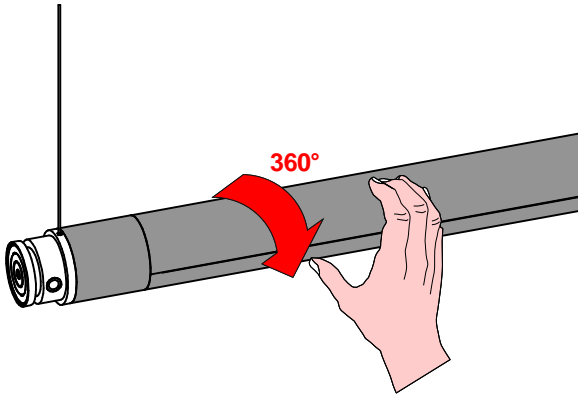


**NON INCLUSO
NOT INCLUDED
NO INCLUIDO
NON ICLUS
NICHT GESCHLOSSEN
غير مقيد**

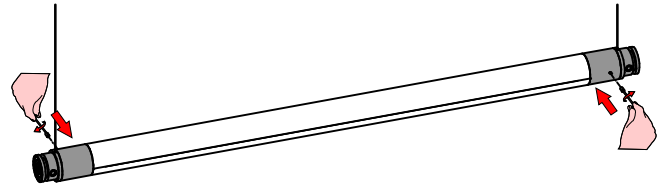
2.2



2.3



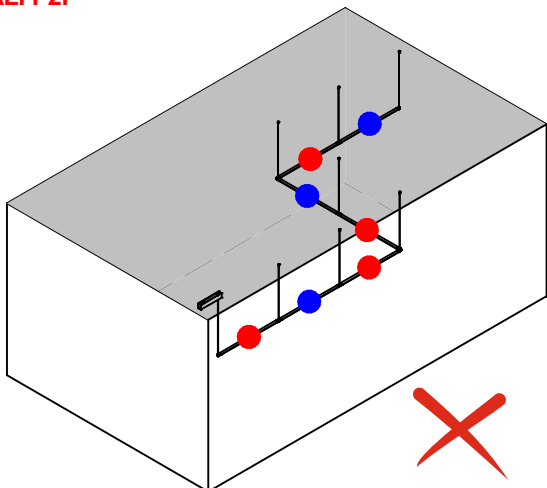
2.4



CODICE / CODE / CÓDIGO / الكود	CONTROLLO/CONTROL/ CONTROL/CONTRÔLE / KONTROLLE/التحكم	DIMMERAZIONE/ DIMMERACTION/ DIMMERACIÓN / DIMMÉRATION / DIMMERUNG/ التعتيم	ESEMPIO/EXAMPLE/EJEMPLO/EXEMPLE/BEI SPIEL/ مثال
76372M00/76372W00; 76373M00/76373W00	ON/OFF ; DALI ; PUSH DIM ; 0-10V ; 1-10V	2% -> 100%	60% 60% 60%
76396M00/76396W00; 76397M00/76397W00	DALI P2P	5% -> 100%	30% 90% 50%
76374M00/76374W00; 76375M00/76375W00	ON/OFF ; DALI ; PUSH DIM ; 0-10V ; 1-10V	2% -> 100%	60% 60% 60%
76398M00/76398W00; 76399M00/76399W00	DALI P2P	5% -> 100%	30% 90% 50%
76376M00/76376W00; 76377M00/76377W00	ON/OFF ; DALI ; PUSH DIM ; 0-10V ; 1-10V	2% -> 100%	60% 60% 60%
76400M00/76400W00; 76401M00/76401W00	DALI P2P	5% -> 100%	30% 90% 50%

**ON/OFF ; DALI ; PUSH DIM
0-10V ; 1-10V**

DALI P2P



DALI P2P

