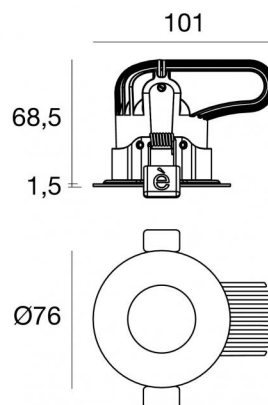


Downlights | 1 arrayLED 12.5 W DC 350 mA | CRI 90  
91749M33



68

Données techniques	
Position d'installation	Plafond
Environnement d'installation	Intérieur
Source lumineuse	LED
Circuit structure	arrayLED
Optique	Wide Flood + Aesthetic filter
Light emission direction	downward
Puissance nominale	12.5 W DC
Flux lumineux (source)	1644 lm
Plage de tension d'entrée	350mA
Température de couleur / Tone	2700 K
Indice de rendu chromatique	90 Ra
C.C. / V.C.	CC
Classe d'isolation	3
IP	IP44
IP bloc optique	IP65
IK	IK08
Essai au fil incandescent	850°
Montage direct sur des surfaces normalement inflammables	Oui
CE	Oui
Driver inclus	Non
Article à intensité variable	DALI - 1-10V
Orientable	Non
Basculement	Non
Piétinable	Non
Carrossable	Non
Câble inclus	Oui
Longueur du câble	0.300 m
Revêtement en résine	Non
Type d'émission lumineuse	Émission simple
Poids net	0.26 Kg
Protection contre les décharges électrostatiques	Non
Protection contre les surtensions	Non

#### Finition corps

Matériau	Aluminium moulé sous pression EN AB - 46100
Couleur	Blanc
Fabrication	Revêtement en poudre

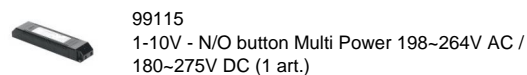
#### Finition diffuseur

Matériau	Polycarbonate résistant aux UV
Couleur	transparent

#### Finition radiateur

Matériau	Aluminium moulé sous pression EN AB - 46100
Couleur	Aluminium
Fabrication	Brillantage

#### Électronique



#### Cables Electrification

Cable connector	MALE JST SMR-02V-B
Cable connector	FEMALE JST SMR-02V-BC

## Downlights | 1 arrayLED 12.5 W DC 350 mA | CRI 90 91749M33

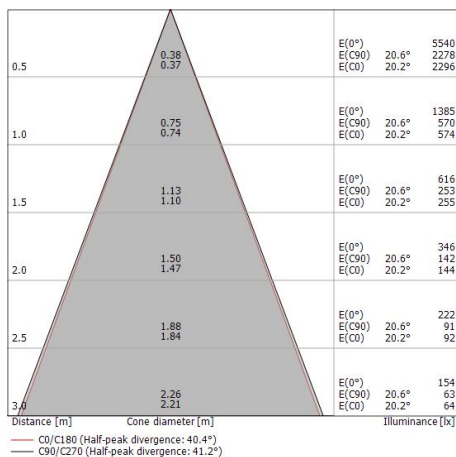
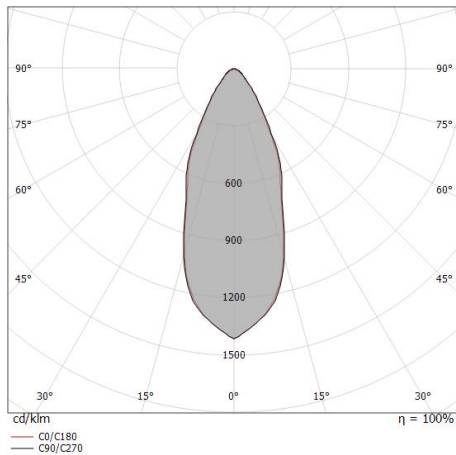
Single emission recessed downlights for indoor application. The super warm white LED light source with a wide flood + aesthetic filter light distribution is composed of 1 arrayLEDs with CCT of 2700 K and a CRI 90; the source luminous flux is 1644 lm, with a 131.5 lm/W nominal luminous efficacy.

The device body is made of die-cast aluminium en ab - 46100 and features a white finish, processed by means of powder coating; the diffuser is made of uv resistant polycarbonate. The ingress protection degree is IP44; the total weight is of 0.26 kg. The power supply driver is not provided and is to be ordered separately.

The total absorbed power is 12.5 W. The power supply cable is included and features a 0.300 m length.

The device features protection class III and can be ceiling-mounted, with a 68 mm diameter hole (in plasterboard).

Compliant with the EN 60598-1 standard and its specific provisions.



### Classe d'efficacité énergétique

Ce produit contient une source lumineuse de classe d'efficacité énergétique E.

### Caractéristiques Techniques de l'éclairage

Light Output Ratio (LOR)	59 %
Flux lumineux (source)	1644 lm
Flux lumineux du luminaire	978 lm
Consumption	13 W
Efficacité lumineuse du luminaire	75 lm/W
Température de couleur	2700 K
Standards de Concordance de Couleur	2 Step MacAdam
Indice de rendu chromatique	90 Ra

Température standard de l'environnement de	-20 / +50°C
Température typique sur le verre	40°C

### LED Life / Failure Ratio

L70 B10 C0 296960h (at Tj 65 Ta 25 )

### UGR

UGR transversal	22.6
UGR axial	22.7
X=4H   Y=8H	S=0.25H
Reflection factor	70/50/20

### OPTICAL

Optique C0/C180	40°
Light distribution simmetry	Symmetrical

Downlights | 1 arrayLED 12.5 W DC 350 mA | CRI 90

**91749M33**

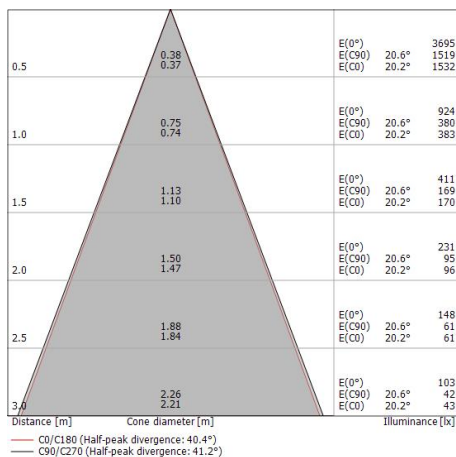
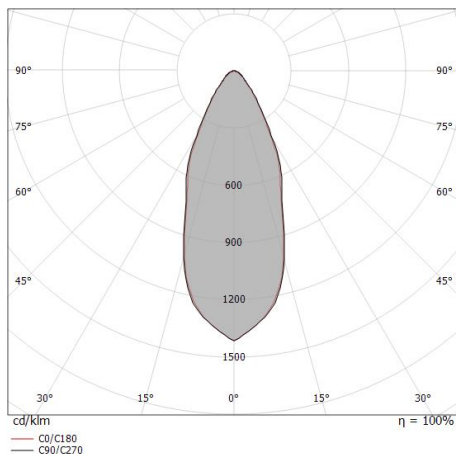
Single emission recessed downlights for indoor application. The super warm white LED light source with a wide flood + aesthetic filter light distribution is composed of 1 arrayLEDs with CCT of 2700 K and a CRI 90; the source luminous flux is 1644 lm, with a 131.5 lm/W nominal luminous efficacy.

The device body is made of die-cast aluminium en ab - 46100 and features a white finish, processed by means of powder coating; the diffuser is made of uv resistant polycarbonate. The ingress protection degree is IP44; the total weight is of 0.26 kg. The power supply driver is not provided and is to be ordered separately.

The total absorbed power is 12.5 W. The power supply cable is included and features a 0.300 m length.

The device features protection class III and can be ceiling-mounted, with a 68 mm diameter hole (in plasterboard).

Compliant with the EN 60598-1 standard and its specific provisions.



### Classe d'efficacité énergétique

Ce produit contient une source lumineuse de classe d'efficacité énergétique E.

### Caractéristiques Techniques de l'éclairage

Light Output Ratio (LOR)	39 %
Flux lumineux (source)	1644 lm
Flux lumineux du luminaire	652 lm
Consumption	8 W
Efficacité lumineuse du luminaire	81 lm/W
Température de couleur	2700 K
Standards de Concordance de Couleur	2 Step MacAdam
Indice de rendu chromatique	90 Ra

Température standard de l'environnement de	-20 / +50°C
Température typique sur le verre	40°C

### LED Life / Failure Ratio

L70 B10 C0 296960h (at Tj 65 Ta 25 )

### UGR

UGR transversal	21.2
UGR axial	21.2
X=4H   Y=8H	S=0.25H
Reflection factor	70/50/20

### OPTICAL

Optique C0/C180	40°
Light distribution simmetry	Symmetrical