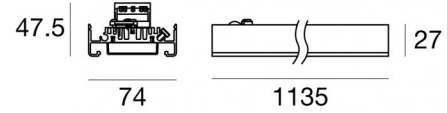


# Trail\_line 3 poles



Systèmes | 220-240 V | 120 topLED 42 W DC - 45 W AC | Modular | CRI 80  
90925N69



Données techniques	
Position d'installation	Plafond
Environnement d'installation	Intérieur
Source lumineuse	LED
Circuit structure	topLED
Optique	Double Asymmetric
Light emission direction	downward
Puissance nominale	42 W DC
Pouvoir total	45 W
Flux lumineux (source)	6186 lm
Tension d'entrée nominale	220 - 240 V AC
Plage de tension d'entrée	220 - 240 V AC
Frequency	60 - 50 Hz
Température de couleur / Tone	4000 K
Indice de rendu chromatique	80 Ra
C.C. / V.C.	AC
Classe d'isolation	1
IP	IP20
Essai au fil incandescent	650°
Montage direct sur des surfaces normalement inflammables	Oui
CE	Oui
Driver inclus	Driver
Article à intensité variable	Non
Orientable	Non
Basculement	Non
Piétinable	Non
Carrossable	Non
Câble inclus	Non
Revêtement en résine	Non
Type d'émission lumineuse	Émission simple
Poids net	1.815 Kg
Modularity	Modular
Protection contre les décharges électrostatiques	Oui
Protection contre les surtensions	Non

Finition corps	
Matériau	Aluminium
Couleur	Blanc
Fabrication	Vernissage

Finition diffuseur	
Matériau	PMMA

# Trail\_line 3 poles



Systèmes | 220-240 V | 120 topLED 42 W DC - 45 W AC | Modular | CRI 80  
**90925N69**

Single emission systems for indoor application. The natural white LED light source with a double asymmetric light distribution is composed of 120 topLED LEDs with CCT of 4000 K and a CRI 80; the source luminous flux is 6186 lm, with a 147.3 lm/W nominal luminous efficacy.

The device body is made of aluminium and features a white finish, processed by means of coating; the diffuser is made of pmma. The ingress protection degree is IP20; the total weight is of 1.815 kg.

The total absorbed power is 45 W.

The device features protection class I and can be ceiling-mounted.

Compliant with the EN 60598-1 standard and its specific provisions.

## Classe d'efficacité énergétique

Ce produit contient 2 sources lumineuses de classe d'efficacité énergétique D.

## Caractéristiques Techniques de l'éclairage

Light Output Ratio (LOR)	84 %
Flux lumineux (source)	6186 lm
Flux lumineux du luminaire	5236 lm
Consumption	45 W
Efficacité lumineuse du luminaire	116 lm/W
Température de couleur	4000 K
Standards de Concordance de Couleur	3 Step MacAdam
Indice de rendu chromatique	80 Ra
Température de jonction (appareil)	80

Température standard de l'environnement de -20 / +50°C

## LED Life / Failure Ratio

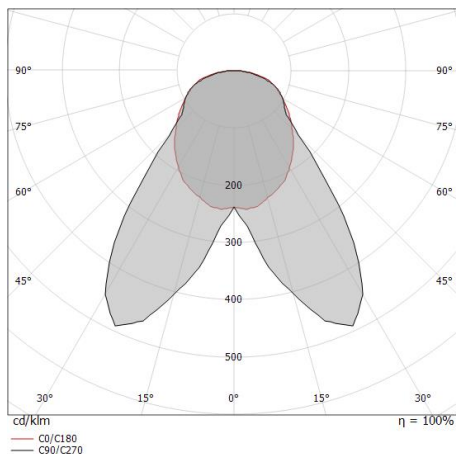
L70 B20 C0 36000h

## UGR

UGR axial	25.9
UGR transversal	27.4
X=4H   Y=8H	S=0.25H
Reflection factor	70/50/20

## OPTICAL

Optique C90/C270	80°
Optique C0/C180	104°
Light distribution simmetry	Symmetrical 2 assis



Distance [m]	Cone diameter [m]	illuminance [lx]
0.5	0.84 1.28	E(0°) 4992 E(C90) 2330 E(C0) 590
1.0	1.68 2.57	E(0°) 1248 E(C90) 583 E(C0) 148
1.5	2.52 3.85	E(0°) 555 E(C90) 259 E(C0) 66
2.0	3.36 5.14	E(0°) 312 E(C90) 146 E(C0) 37
2.5	4.20 6.42	E(0°) 200 E(C90) 93 E(C0) 24
3.0	5.03 7.71	E(0°) 139 E(C90) 65 E(C0) 16


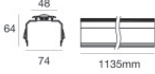

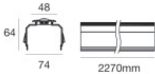

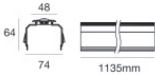

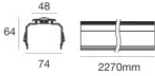

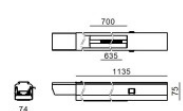





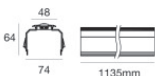
— C0/C180 (Half-peak divergence: 104.2°)  
 — C90/C270 (Half-peak divergence: 80.0°)

# Trail\_line 3 poles



Systèmes | 220-240 V | 120 topLED 42 W DC - 45 W AC | Modular | CRI 80  
**90925N69**

## Components

		Trail Power module backbone 3 poles ON/OFF	<b>Code</b> <u>90911</u>
		Trail Power module backbone 3 poles ON/OFF - Sistemi	<b>Code</b> <u>90915</u>
		Trail standard backbone 3 poles ON/OFF	<b>Code</b> <u>90903</u>
		Trail standard backbone 3 poles ON/OFF	<b>Code</b> <u>90907</u>
		Trail Three-phase adapter - Sistemi	<b>Code</b> <u>90952</u>
		Trail Power Module backbone 7 poles ON/OFF DALI	<b>Code</b> <u>90913 - 90917</u>
		Trail standard backbone 7 poles ON/OFF-DALI	<b>Code</b> <u>90905 - 90909</u>
		Trail Auxiliary power backbone 7 poles ON/OFF	<b>Code</b> <u>90905E</u>

# Trail\_line 3 poles



Syst&egrave;mes | 220-240 V | 120 topLED 42 W DC - 45 W AC | Modular | CRI 80  
**90925N69**

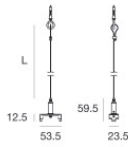
## Components

---

# Trail\_line 3 poles

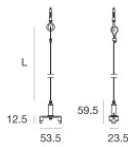


Trail\_line 3 poles | Systems | Accessories  
**90925N69**



Câbles pour suspension

**Code**  
90944



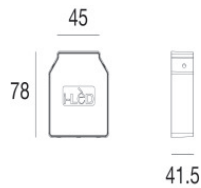
Câbles pour suspension

**Code**  
90943



Étrier  
L=53mm, H=13mm, D=23mm

**Code**  
90945



Bouchon  
Matériau:Aluminium, couleur:Blanc RAL 9003, fabrication :Vernissage.

**Code**  
90946



Profil  
Matériau:Aluminium, couleur:Blanc, fabrication :Vernissage.

**Code**  
90950