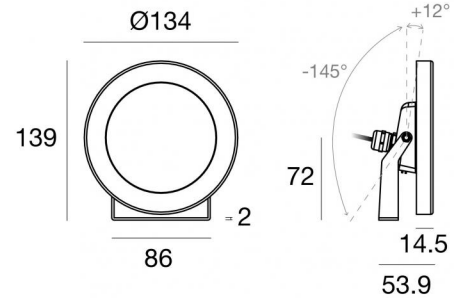




Immersion | 3 x powerLEDs 14 W DC 12 V | CRI 80  
84025N20



## Données techniques

|  |                      |
|--|----------------------|
| Typologie  | Surface              |
| Position d'installation                                  | Mur - Plafond - Sol  |
| Environnement d'installation                             | Extérieur            |
| Source lumineuse   | LED                  |
| Circuit structure  | powerLEDs            |
| Optique  | Flood                |
| Light emission direction                                 | frontal              |
| Puissance nominale                                       | 14 W DC              |
| Flux lumineux (source)                                   | 1640 lm              |
| Température de couleur / Tone                            | 4000 K               |
| Indice de rendu chromatique                              | 80 Ra                |
| C.C. / V.C.  | CV                   |
| Classe d'isolation                                       | 3                    |
| IP   | IP68                 |
| Profondeur d'installation maximale                       | 25 m                 |
| Limitation de l'installation                             | Seulement sous l'eau |
| IK   | IK10                 |
| Essai au fil incandescent                                | 850°                 |
| Montage direct sur des surfaces normalement inflammables | Oui                  |
| CE   | Oui                  |
| Driver inclus  | Non                  |
| Article à intensité variable                             | DALI - 1-10V         |
| Orientable   | Orientable           |
| angle total (plan vertical)                              | 157 °                |
| Basculement  | Non                  |
| Piétinable   | Non                  |
| Carrossable  | Non                  |
| Câble inclus   | Oui                  |
| Longueur du câble  | 5 m                  |
| Revêtement en résine                                     | Oui                  |
| Type d'émission lumineuse                                | Émission simple      |
| Poids net  | 1.32 Kg              |
| Protection contre les décharges électrostatiques         | Non                  |
| Protection contre les surtensions                        | Non                  |
| Caractéristiques technologiques du produit               | Acquastop            |

## Finition corps

|          |                 |
|----------|-----------------|
| Matériau | Acier AISI 316L |
| Couleur  | acier           |





## Finition diffuseur

|             |                            |
|-------------|----------------------------|
| Matériau    | Verre extra clair - trempé |
| Couleur     | transparent                |
| Fabrication | Séigraphie                 |

## Finition support de fixation

|             |                      |
|-------------|----------------------|
| Matériau    | Acier inoxydable 316 |
| Couleur     | acier                |
| Fabrication | Brossage             |

## Électronique

|   |  |
|---|--|
|  | 83010<br>On/Off Driver 90~264V AC / 127~370V DC 60 W (1 - 4 art.)    |
|  | 83015<br>DALI Controller 90~305V AC / 127~431V DC 120 W (1 - 8 art.) |
|  | 83013<br>On/Off Driver 180~305V AC / 254~431V DC 120 W (1 - 8 art.)  |
|  | 83012<br>DALI Controller 90~305V AC / 127~431V DC 60 W (1 - 4 art.)  |



Immersion | 3 x powerLEDs 14 W DC 12 V | CRI 80  
**84025N20**

Single emission submerged for outdoor application. The natural white LED light source with a flood light distribution is composed of 3 powered LEDs with CCT of 4000 K and a CRI 80; the source luminous flux is 1640 lm, with a 117.1 lm/W nominal luminous efficacy.

The device body is made of aisi 316l steel and features a steel finish; the diffuser is made of extra clear glass - tempered with a silk-screening treatment. The ingress protection degree is IP68; the total weight is of 1.32 kg. The power supply driver is not provided and is to be ordered separately.

The total absorbed power is 14 W. The power supply cable is included and features a 5 m length.

The device features protection class III and can be wall lights, ceiling or floor-mounted.

Compliant with the EN 60598-1 standard and its specific provisions.

### Classe d'efficacité énergétique

Ce produit contient une source lumineuse de classe d'efficacité énergétique E.

### Caractéristiques Techniques de l'éclairage

|                                     |                |
|-------------------------------------|----------------|
| Light Output Ratio (LOR)            | 76 %           |
| Flux lumineux (source)              | 1640 lm        |
| Flux lumineux du luminaire          | 1257 lm        |
| Consumption                         | 14 W           |
| Efficacité lumineuse du luminaire   | 89 lm/W        |
| Température de couleur              | 4000 K         |
| Standards de Concordance de Couleur | 3 Step MacAdam |
| Indice de rendu chromatique         | 80 Ra          |

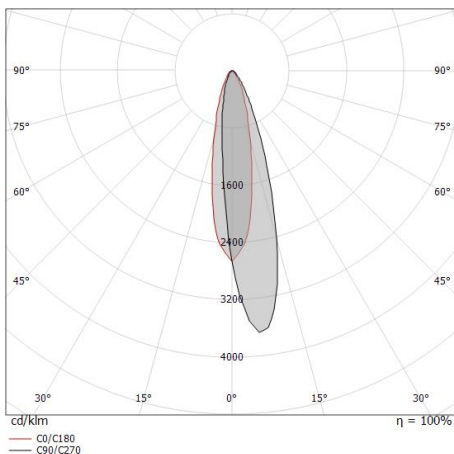
|  |             |
|--|-------------|
| Température standard de l'environnement de | -20 / +50°C |
| Température typique sur le verre           | 40°C        |

### LED Life / Failure Ratio

L70 B10 C0 250000h (at Tj 65 Ta 25 )

### OPTICAL

|                             |              |
|-----------------------------|--------------|
| Optique C0/C180             | 24°          |
| Light distribution symmetry | Asymmetrical |



|     |      |                |       |               |
|-----|------|----------------|-------|---------------|
| 0.5 | 0.21 | E(0°)<br>E(C0) | 11.8° | 13372<br>6324 |
| 1.0 | 0.42 | E(0°)<br>E(C0) | 11.8° | 3343<br>1581  |
| 1.5 | 0.63 | E(0°)<br>E(C0) | 11.8° | 1486<br>703   |
| 2.0 | 0.84 | E(0°)<br>E(C0) | 11.8° | 836<br>395    |
| 2.5 | 1.04 | E(0°)<br>E(C0) | 11.8° | 535<br>253    |
| 3.0 | 1.25 | E(0°)<br>E(C0) | 11.8° | 371<br>176    |

Distance [m]      Cone diameter [m]      Illuminance [lx]

— C0/C180 (Half-peak divergence: 23.6°)