

Downlights - Uplights - Éléments linéaires | 220-240 V AC /176-276 V DC | 3 x powerLED
 9.6 W DC - 11 W AC | CRI 80
83862M15

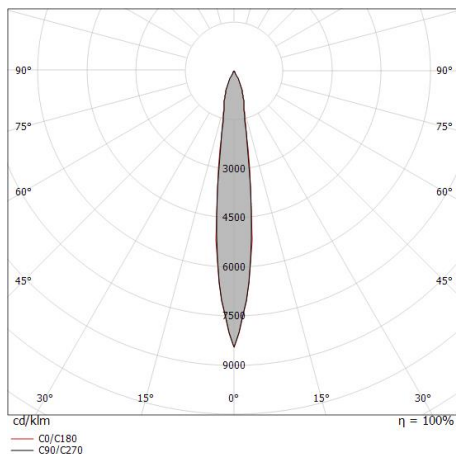
Single emission recessed downlights, recessed downlights, uplights, lines or lines for outdoor application. The super warm white LED light source with a spot light distribution is composed of 3 powered LEDs with CCT of 2700 K and a CRI 80; the source luminous flux is 1210 lm, with a 126.0 lm/W nominal luminous efficacy.

The device body is made of aluminium 6060 and features a black finish, processed by means of open pore anodizing + powder coating; the diffuser is made of extra clear glass with a silk-screening treatment; the diffuser is made of uv resistant polycarbonate. The ingress protection degree is IP67; the total weight is of 1.3 kg.

The total absorbed power is 11 W. The power supply cable is included and features a 0.5 m length.

The device features protection class II and can be wall lights, ceiling or floor-mounted with an outer casing, code 83123(for concrete or masonry).

Compliant with the EN 60598-1 standard and its specific provisions.



Distance [m]	Cone diameter [m]	E(0°)	E(C90)	E(C0)
0.5	0.12 0.11	20426	7.1° 10086	7.2° 10126
1.0	0.25 0.25	5106	7.1° 2521	7.2° 2531
1.5	0.37 0.38	2270	7.1° 1121	7.2° 1125
2.0	0.50 0.51	1277	7.1° 630	7.2° 633
2.5	0.62 0.63	817	7.1° 403	7.2° 405
3.0	0.75 0.76	567	7.1° 280	7.2° 281

Distance [m] Cone diameter [m] Illuminance [lx]

— C0/C180 (Half-peak divergence: 14.4°)
 — C90/C270 (Half-peak divergence: 14.2°)

Classe d'efficacité énergétique

Ce produit contient 3 sources lumineuses de classe d'efficacité énergétique E.

Caractéristiques Techniques de l'éclairage

Light Output Ratio (LOR)	49 %
Flux lumineux (source)	1210 lm
Flux lumineux du luminaire	604 lm
Consumption	11 W
Efficacité lumineuse du luminaire	54 lm/W
Température de couleur	2700 K
Standards de Concordance de Couleur	3 Step MacAdam
Indice de rendu chromatique	80 Ra
Black Body Locus	On
Température standard de l'environnement de	-20 / +50°C
Température typique sur le verre	50°C

LED Life / Failure Ratio

L70 B10 C0 247450h (at Tj 60 Ta 25)

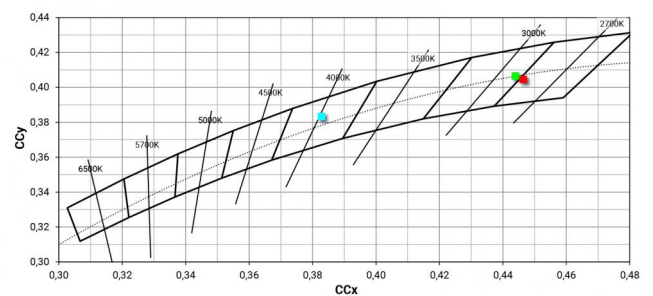
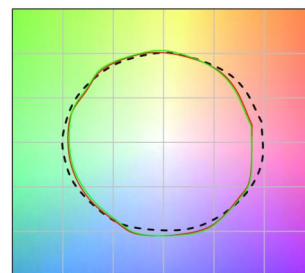
UGR

UGR axial	7.4
UGR transversal	7.3
X=4H Y=8H	S=0.25H
Reflection factor	70/50/20

OPTICAL

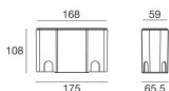
Optique C0/C180	14°
Light distribution simmetry	Symmetrical

COLOR VECTOR GRAPHIC



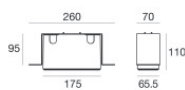


Skin_F | Lines | Accessories
83862M15



Boîtier d'encastrement - Clé d'extraction incluse
Type installation: maçonnerie L=168mm, H=108mm, D=65.5mm.
Matériau:Plastique ABS, couleur:noir.

Code
83123



Boîtier d'encastrement - Application de la version Downlight - Clé d'extraction incluse
position d'installation: plafond; type installation: maçonnerie L=260mm, H=95mm,
D=70mm

Code
83125