

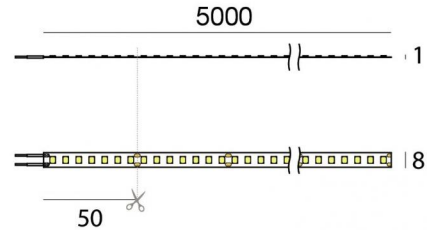


Bande LED | 700 topLED 48 W DC 24 V | 9.6 W/m  
1176 Lm/m | CRI >90

82187



Données techniques	
Longueur	5000 mm
Coupe minimale	50 mm
Typologie	Bande LED
Position d'installation	Mur - Plafond
Environnement d'installation	Intérieur
Source lumineuse	LED
Circuit structure	topLED
Optique	Diffus
Light emission direction	downward
Puissance nominale	48 W DC
Flux lumineux (source)	5880 lm
Température de couleur / Tone	3000 K
Indice de rendu chromatique	>90 Ra
C.C. / V.C.	CV
Classe d'isolation	3
IP	IP20
Essai au fil incandescent	650°
Montage direct sur des surfaces normalement inflammables	Oui
CE	Oui
Driver inclus	Non
Article à intensité variable	DALI - 1-10V
Orientable	Non
Basculement	Non
Piétinable	Non
Carrossable	Non
Câble inclus	Oui
Longueur du câble	2x 0.3 m
Revêtement en résine	Non
Type d'émission lumineuse	Émission simple
Longueur	5000 mm
Poids net	0.09 Kg
Protection contre les décharges électrostatiques	Non
Protection contre les surtensions	Non



## Finition corps

Couleur blanc

## Électronique

99331  
On/Off Driver 198~264V AC / 176~275V DC 150 W (1 - 3 art.)

99332  
1-10V Controller (1 - 3 art.)

99374  
On/Off Driver 198~264V AC / 176~275V DC 75 W (1 art.)

83333  
Push and Simply Dim - DALI-2 Controller (1 - 3 art.)

C-E400002  
Push and Simply Dim - DALI-2 Controller (1 - 5 art.)

## Cables Electrification

Longueur max de 300 mm



Bande LED | 700 topLED 48 W DC 24 V | 9.6 W/m | 1176 Lm/m | CRI >90  
**82187**

Single emission led strip for indoor application. The warm white LED light source with a diffused light distribution is composed of 700 topLEDs with CCT of 3000 K and a CRI >90; the source luminous flux is 5880 lm, with a 122.5 lm/W nominal luminous efficacy.

The device body and features a white finish. The ingress protection degree is IP20; the total weight is of 0.09 kg. The power supply driver is not provided and is to be ordered separately.

The total absorbed power is 48 W. The power supply cable is included and features a 2x 0.3 m length.

The device features protection class III and can be wall lights or ceiling-mounted.

Compliant with the EN 60598-1 standard and its specific provisions.

### Classe d'efficacité énergétique



Ce produit contient une source lumineuse de classe d'efficacité énergétique F.

### Caractéristiques Techniques de l'éclairage

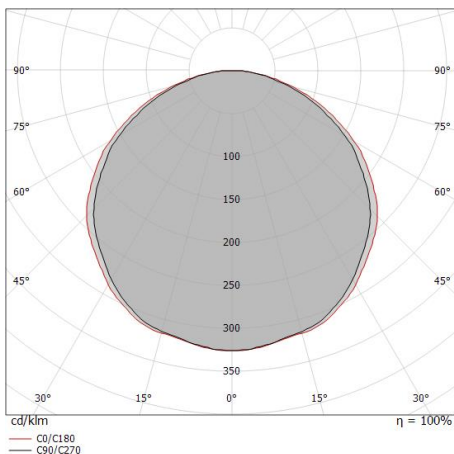
Light Output Ratio (LOR)	100 %
Flux lumineux (source)	5880 lm
Flux lumineux du luminaire	5880 lm
Consumption	47 W
Efficacité lumineuse du luminaire	125 lm/W
Température de couleur	3000 K
Standards de Concordance de Couleur	3 Step MacAdam
Température standard de l'environnement de	-20 / +45°C

### UGR

UGR axial	25.1
UGR transversal	28
X=4H   Y=8H	S=0.25H
Reflection factor	70/50/20

### OPTICAL

Optique C90/C270	116°
Optique C0/C180	120°
Light distribution symmetry	Symmetrical 2 axis



Distance [m]	Cone diameter [m]	illuminance [lx]
0.5	1.61 1.75	E(0°) 7675 E(C90) 58.1° 567 E(C0) 60.2° 472
1.0	3.21 3.49	E(0°) 1919 E(C90) 58.1° 142 E(C0) 60.2° 118
1.5	4.82 5.24	E(0°) 853 E(C90) 58.1° 63 E(C0) 60.2° 52
2.0	6.43 6.98	E(0°) 480 E(C90) 58.1° 35 E(C0) 60.2° 29
2.5	8.03 8.73	E(0°) 307 E(C90) 58.1° 23 E(C0) 60.2° 19
3.0	9.64 10.48	E(0°) 213 E(C90) 58.1° 16 E(C0) 60.2° 13

— C0/C180 (Half-peak divergence: 120.4°)  
 — C90/C270 (Half-peak divergence: 116.2°)

Bande LED | 700 topLED 48 W DC 24 V | 9.6 W/m | 1176 Lm/m | CRI >90

**82187**

Single emission led strip for indoor application. The warm white LED light source with a diffused light distribution is composed of 700 topLEDs with CCT of 3000 K and a CRI >90; the source luminous flux is 5880 lm, with a 122.5 lm/W nominal luminous efficacy.

The device body and features a white finish. The ingress protection degree is IP20; the total weight is of 0.09 kg. The power supply driver is not provided and is to be ordered separately.

The total absorbed power is 48 W. The power supply cable is included and features a 2x 0.3 m length.

The device features protection class III and can be wall lights or ceiling-mounted.

Compliant with the EN 60598-1 standard and its specific provisions.

## Classe d'efficacité énergétique



Ce produit contient une source lumineuse de classe d'efficacité énergétique F.

## Caractéristiques Techniques de l'éclairage

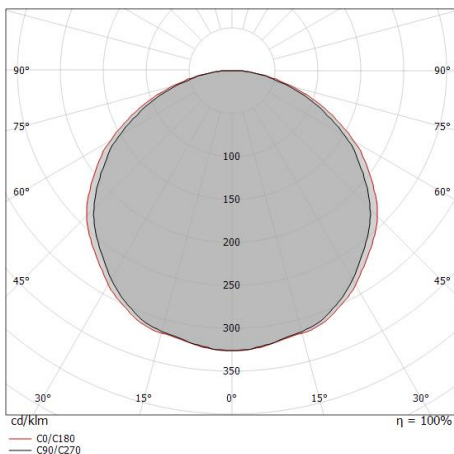
Light Output Ratio (LOR)	2 %
Flux lumineux (source)	5880 lm
Flux lumineux du luminaire	118 lm
Consumption	0,9 W
Efficacité lumineuse du luminaire	INF lm/W
Température de couleur	3000 K
Standards de Concordance de Couleur	3 Step MacAdam
<hr/>	
Température standard de l'environnement de	-20 / +45°C

## UGR

UGR axial	25
UGR transversal	27.4
X=4H   Y=8H	S=0.25H
Reflection factor	70/50/20

## OPTICAL

Optique C90/C270	116°
Optique C0/C180	120°
Light distribution symmetry	Symmetrical 2 axis



Distance [m]	Cone diameter [m]	illuminance [lx]
0.5	1.61 1.75	E(0°) 153 E(C90) 11 E(C0) 9
1.0	3.21 3.49	E(0°) 38 E(C90) 3 E(C0) 2
1.5	4.82 5.24	E(0°) 17 E(C90) 1 E(C0) 1
2.0	6.43 6.98	E(0°) 10 E(C90) 1 E(C0) 1
2.5	8.03 8.73	E(0°) 6 E(C90) 0 E(C0) 0
3.0	9.64 10.48	E(0°) 4 E(C90) 0 E(C0) 0

— C0/C180 (Half-peak divergence: 120.4°)  
— C90/C270 (Half-peak divergence: 116.2°)



Bande LED | 700 topLED 48 W DC 24 V | 9.6 W/m | 1176 Lm/m | CRI >90

82187

Single emission led strip for indoor application. The warm white LED light source with a diffused light distribution is composed of 700 topLEDs with CCT of 3000 K and a CRI >90; the source luminous flux is 5880 lm, with a 122.5 lm/W nominal luminous efficacy.

The device body and features a white finish. The ingress protection degree is IP20; the total weight is of 0.09 kg. The power supply driver is not provided and is to be ordered separately.

The total absorbed power is 48 W. The power supply cable is included and features a 2x 0.3 m length.

The device features protection class III and can be wall lights or ceiling-mounted.

Compliant with the EN 60598-1 standard and its specific provisions.

## Classe d'efficacité énergétique



Ce produit contient une source lumineuse de classe d'efficacité énergétique F.

## Caractéristiques Techniques de l'éclairage

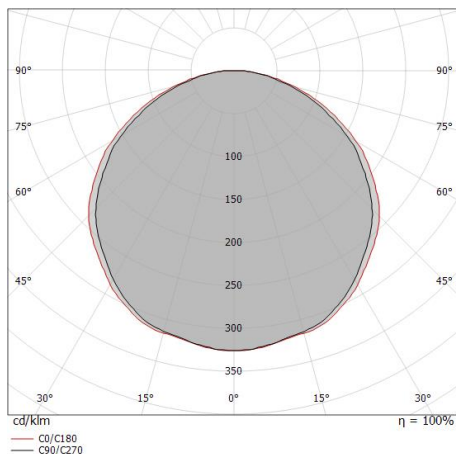
Light Output Ratio (LOR)	20 %
Flux lumineux (source)	5880 lm
Flux lumineux du luminaire	1176 lm
Consumption	9.5 W
Efficacité lumineuse du luminaire	123 lm/W
Température de couleur	3000 K
Standards de Concordance de Couleur	3 Step MacAdam
<hr/>	
Température standard de l'environnement de	-20 / +45°C

## UGR

UGR axial	25.1
UGR transversal	28
X=4H   Y=8H	S=0.25H
Reflection factor	70/50/20

## OPTICAL

Optique C90/C270	116°
Optique C0/C180	120°
Light distribution symmetry	Symmetrical 2 axis



Distance [m]	Cone diameter [m]	illuminance [lx]
0.5	1.61 1.75	E(0°) 1535 E(C90) 113 E(C0) 94
1.0	3.21 3.49	E(0°) 384 E(C90) 28 E(C0) 24
1.5	4.82 5.24	E(0°) 171 E(C90) 13 E(C0) 10
2.0	6.43 6.98	E(0°) 96 E(C90) 7 E(C0) 6
2.5	8.03 8.73	E(0°) 61 E(C90) 5 E(C0) 4
3.0	9.64 10.48	E(0°) 43 E(C90) 3 E(C0) 3

— C0/C180 (Half-peak divergence: 120.4°)  
— C90/C270 (Half-peak divergence: 116.2°)

# Ribbon Plus



Bande LED | 700 topLED 48 W DC 24 V | 9.6 W/m | 1176 Lm/m | CRI >90  
**82187**

## Components


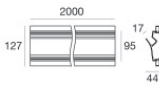



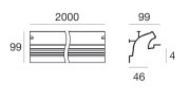

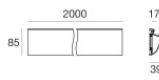

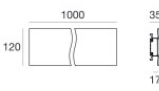

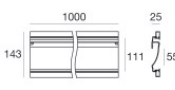

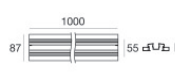

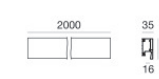
		LUNO_20/27 - Profili   Modular	<b>Code</b> <u>C-K100017</u>
		LUNO_20/27	<b>Code</b> <u>C-K100018</u>
		Rive_17/16 - Profili   Modular	<b>Code</b> <u>C-K100015</u>
		Rive_17/16 - Profili   Modular	<b>Code</b> <u>C-K100016</u>
		Cela_18/18 - Profili   Modular	<b>Code</b> <u>C-K100019</u>
		Cela_18/18 - Profili   Modular	<b>Code</b> <u>C-K100020</u>
		Tabulo_35/14 - Profili   Modular	<b>Code</b> <u>C-K100025</u>
		Fylo+ Recessed_2	<b>Code</b> <u>65006 - 65007</u>



Bande LED | 700 topLED 48 W DC 24 V | 9.6 W/m | 1176 Lm/m | CRI >90

**82187**


## Components

		Fylo+ Recessed_1	<b>Code</b> <u>65027 - 65028</u>
		Fylo+ Recessed_4	<b>Code</b> <u>65009 - 65010</u>
		Fylo+ Recessed_5	<b>Code</b> <u>65012 - 65013</u>
		Fylo+ Surface_3	<b>Code</b> <u>65021 - 65022</u>
		Fylo+ Surface_2	<b>Code</b> <u>65019 - 65018</u>
		Fylo+ Recessed_3	<b>Code</b> <u>65004 - 65003</u>
		Fylo+ Direct_1	<b>Code</b> <u>65181 - 65180</u>
		Fylo+ Surface_1	<b>Code</b> <u>65015 - 65016</u>



Bande LED | 700 topLED 48 W DC 24 V | 9.6 W/m | 1176 Lm/m | CRI >90  
**82187**

## Components



Fylo+ Surface\_4

**Code**

















65024 - 65025



		<p>Ressorts pour encastrement - 5 pièces</p>	<p><b>Code</b> 98420</p>
		<p>Diffuseur Type de diffuseur: diffuseur opaline. Matériau:PC, couleur:opalin.</p>	<p><b>Finish</b> Opaline <b>Code</b> 98395</p>
		<p>Diffuseur</p>	<p><b>Code</b> 98941</p>
		<p>Diffuseur</p>	<p><b>Code</b> 98942</p>
		<p>Diffuseur - Diffuseur Opaline</p>	<p><b>Code</b> 98943</p>
		<p>Diffuseur</p>	<p><b>Code</b> 98898</p>
		<p>Diffuseur</p>	<p><b>Code</b> 98899</p>
		<p>Diffuseur</p>	<p><b>Code</b> 98900</p>





		Diffuseur		<b>Code</b> 98917
		Diffuseur		<b>Code</b> 98925
		Diffuseur Matériau:PC, couleur:noir.	<b>Finish</b> Black	<b>Code</b> 83132
		Diffuseur Matériau:PC, couleur:opalin.	<b>Finish</b> Opaline	<b>Code</b> C-K200001
		Diffuseur Matériau:PC, couleur:noir.	<b>Finish</b> Black	<b>Code</b> C-K200002
		Diffuseur Matériau:PC, couleur:opalin.	<b>Finish</b> Opaline	<b>Code</b> C-K200003
		Diffuseur Matériau:PC, couleur:noir.	<b>Finish</b> Black	<b>Code</b> C-K200004
		Diffuseur Matériau:PC, couleur:opalin.	<b>Finish</b> Opaline	<b>Code</b> C-K200005



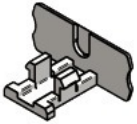
Diffuseur  
Matériau:PC, couleur:opalin.

**Finish**  
Opaline **Code**  
C-K200007



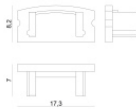
Diffuseur  
Matériau:PC, couleur:noir.

**Finish**  
Black **Code**  
C-K200009



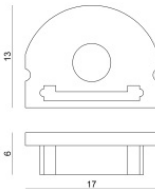
Bouchon

**Code**  
98418



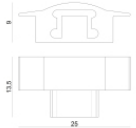
Bouchon - Bouchon de fermeture  
Matériau:PC, couleur:blanc.

**Code**  
98892



Bouchon

**Code**  
98928



Bouchon

**Code**  
98896



Bouchon

**Code**  
98902



Bouchon  
Matériau:Aluminium, couleur:brillant.

**Code**  
98907



		<p>Bouchon Matériau:PC, couleur:blanc.</p>	<p><b>Code</b> <u>98922</u></p>
		<p>Bouchon Matériau:PC, couleur:blanc.</p>	<p><b>Code</b> <u>98918</u></p>
		<p>Bouchon Matériau:PC, couleur:noir.</p>	<p><b>Code</b> <u>83133</u></p>
		<p>Bouchon Matériau:plastique, couleur:gris.</p>	<p><b>Code</b> <u>C-V400023</u></p>
		<p>Bouchon Matériau:plastique, couleur:gris.</p>	<p><b>Code</b> <u>C-V400019</u></p>
		<p>Bouchon Matériau:Plastique ABS, couleur:noir.</p>	<p><b>Code</b> <u>C-V400020</u></p>
		<p>Bouchon Matériau:plastique, couleur:gris.</p>	<p><b>Code</b> <u>C-V400021</u></p>
		<p>Bouchon Matériau:Plastique ABS, couleur:noir.</p>	<p><b>Code</b> <u>C-V400022</u></p>



		<p>Bouchon Matériau:plastique, couleur:gris.</p>	<p><b>Code</b> <u>C-V400025</u></p>
		<p>Bouchon Matériau:plastique, couleur:gris.</p>	<p><b>Code</b> <u>C-V400027</u></p>
		<p>Bouchon Matériau:plastique, couleur:gris.</p>	<p><b>Code</b> <u>C-V400029</u></p>
		<p>Bouchon Matériau:plastique, couleur:gris.</p>	<p><b>Code</b> <u>C-V400031</u></p>
		<p>Bouchon Matériau:plastique, couleur:gris.</p>	<p><b>Code</b> <u>C-V400033</u></p>
		<p>Bouchon Matériau:plastique, couleur:gris.</p>	<p><b>Code</b> <u>C-V400035</u></p>
		<p>Bouchon Matériau:Plastique ABS, couleur:noir.</p>	<p><b>Code</b> <u>C-V400036</u></p>
		<p>Bouchon Matériau:Plastique ABS, couleur:noir.</p>	<p><b>Code</b> <u>C-V400038</u></p>



		<p>Bouchon Matériau:plastique, couleur:gris.</p>	<p><b>Code</b> C-V400037</p>
		<p>Bouchon Matériau:plastique, couleur:gris.</p>	<p><b>Code</b> C-V400041</p>
		<p>Étrier - Support de montage L=19mm, H=8mm, D=9mm. Matériau:Fer, couleur:zinc, fabrication :Lavage.</p>	<p><b>Code</b> 98944</p>
		<p>Étrier L=9mm, H=8.8mm, D=21.8mm. Matériau:Fer, couleur:brillant, fabrication :Lavage.</p>	<p><b>Code</b> 98931</p>
		<p>Étrier L=22mm, H=21.5mm, D=16.4mm. Matériau:PC, couleur:transparent.</p>	<p><b>Finish</b> Transp.</p> <p><b>Code</b> 98904</p>
		<p>Étrier L=12mm, H=15mm, D=30mm. Matériau:PC, couleur:blanc.</p>	<p><b>Finish</b> White</p> <p><b>Code</b> 98901</p>
		<p>Profil Matériau:Aluminium 6060, couleur:Aluminium Anodisé, fabrication :Anodisation 20 µm.</p>	<p><b>Code</b> 98921</p>
		<p>Connecteur - Connecteur rapide pour Ribbon Basic V2 8mm, Ribbon HD 8mm (non Ribbon COB) Longueur 21,6 mm.</p>	<p><b>Code</b> 83396</p>



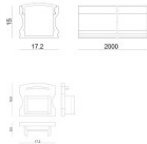
Connecteur - Connecteur rapide pour Ribbon Basic V2 8mm, Ribbon HD 8mm (non Ribbon COB)  
Longueur 15,4 mm.

**Code**  
83397



Optique  
Distribution de la lumière: medium flood, Matériau revêtement: pc

**Code**  
C-U100001




Sac / Kit de fixation

**Code**  
C-K100027



Sac / Kit de fixation

**Code**  
C-K100028



Sac / Kit de fixation

**Code**  
C-K100029