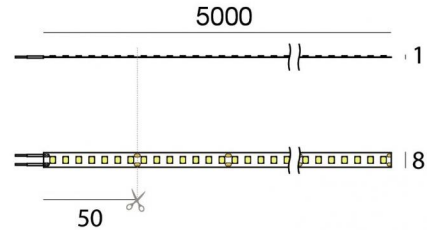




Bande LED | 700 topLED 48 W DC 24 V | 9.6 W/m
1122 Lm/m | CRI >90

82186



Données techniques

| | |
|--|-----------------|
| Longueur | 5000 mm |
| Coupe minimale | 50 mm |
| Typologie | Bande LED |
| Position d'installation | Mur - Plafond |
| Environnement d'installation | Intérieur |
| Source lumineuse | LED |
| Circuit structure | topLED |
| Optique | Diffus |
| Light emission direction | downward |
| Puissance nominale | 48 W DC |
| Flux lumineux (source) | 5610 lm |
| Température de couleur / Tone | 2700 K |
| Indice de rendu chromatique | >90 Ra |
| C.C. / V.C. | CV |
| Classe d'isolation | 3 |
| IP | IP20 |
| Essai au fil incandescent | 650° |
| Montage direct sur des surfaces normalement inflammables | Oui |
| CE | Oui |
| Driver inclus | Non |
| Article à intensité variable | DALI - 1-10V |
| Orientable | Non |
| Basculement | Non |
| Piétinable | Non |
| Carrossable | Non |
| Câble inclus | Oui |
| Longueur du câble | 2x 0.3 m |
| Revêtement en résine | Non |
| Type d'émission lumineuse | Émission simple |
| Longueur | 5000 mm |
| Poids net | 0.09 Kg |
| Protection contre les décharges électrostatiques | Non |
| Protection contre les surtensions | Non |

Finition corps

| | |
|---------|-------|
| Couleur | blanc |
|---------|-------|

Électronique

| | |
|--|---|
| | 99331 On/Off Driver 198-264V AC / 176-275V DC 150 W |
| | 99332 1-10V Controller |
| | 99374 On/Off Driver 198-264V AC / 176-275V DC 75 W (1 art.) |
| | 83333 Push and Simply Dim - DALI-2 Controller (1 - 3 art.) |
| | C-E400002 Push and Simply Dim - DALI-2 Controller (1 - 5 art.) |

Cables Electrification

| | |
|-----------------|--------|
| Longueur max de | 300 mm |
|-----------------|--------|

Bande LED | 700 topLED 48 W DC 24 V | 9.6 W/m | 1122 Lm/m | CRI >90
82186

Single emission led strip for indoor application. The super warm white LED light source with a diffused light distribution is composed of 700 topped LEDs with CCT of 2700 K and a CRI >90; the source luminous flux is 5610 lm, with a 116.9 lm/W nominal luminous efficacy.

The device body and features a white finish. The ingress protection degree is IP20; the total weight is of 0.09 kg. The power supply driver is not provided and is to be ordered separately.

The total absorbed power is 48 W. The power supply cable is included and features a 2x 0.3 m length.

The device features protection class III and can be wall lights or ceiling-mounted.

Compliant with the EN 60598-1 standard and its specific provisions.

Classe d'efficacité énergétique



Ce produit contient une source lumineuse de classe d'efficacité énergétique F.

Caractéristiques Techniques de l'éclairage

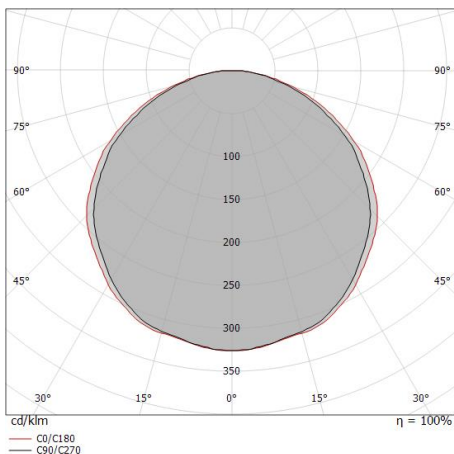
| | |
|--|----------------|
| Light Output Ratio (LOR) | 100 % |
| Flux lumineux (source) | 5610 lm |
| Flux lumineux du luminaire | 5610 lm |
| Consumption | 47 W |
| Efficacité lumineuse du luminaire | 119 lm/W |
| Température de couleur | 2700 K |
| Standards de Concordance de Couleur | 3 Step MacAdam |
| <hr/> | |
| Température standard de l'environnement de | -20 / +45°C |

UGR

| | |
|-------------------|----------|
| UGR axial | 24.9 |
| UGR transversal | 27.9 |
| X=4H Y=8H | S=0.25H |
| Reflection factor | 70/50/20 |

OPTICAL

| | |
|-----------------------------|--------------------|
| Optique C90/C270 | 116° |
| Optique C0/C180 | 120° |
| Light distribution symmetry | Symmetrical 2 axis |



| Distance [m] | Cone diameter [m] | illuminance [lx] |
|--------------|-------------------|---------------------------------------|
| 0.5 | 1.61 1.75 | E(0°) 7322 E(C90) 541 E(C0) 450 |
| 1.0 | 3.21 3.49 | E(0°) 1831 E(C90) 135 E(C0) 113 |
| 1.5 | 4.82 5.24 | E(0°) 814 E(C90) 60 E(C0) 50 |
| 2.0 | 6.43 6.98 | E(0°) 458 E(C90) 34 E(C0) 28 |
| 2.5 | 8.03 8.73 | E(0°) 293 E(C90) 22 E(C0) 18 |
| 3.0 | 9.64 10.48 | E(0°) 203 E(C90) 15 E(C0) 13 |

— C0/C180 (Half-peak divergence: 120.4°)
 — C90/C270 (Half-peak divergence: 116.2°)

Bande LED | 700 topLED 48 W DC 24 V | 9.6 W/m | 1122 Lm/m | CRI >90

82186

Single emission led strip for indoor application. The super warm white LED light source with a diffused light distribution is composed of 700 topped LEDs with CCT of 2700 K and a CRI >90; the source luminous flux is 5610 lm, with a 116.9 lm/W nominal luminous efficacy.

The device body and features a white finish. The ingress protection degree is IP20; the total weight is of 0.09 kg. The power supply driver is not provided and is to be ordered separately.

The total absorbed power is 48 W. The power supply cable is included and features a 2x 0.3 m length.

The device features protection class III and can be wall lights or ceiling-mounted.

Compliant with the EN 60598-1 standard and its specific provisions.

Classe d'efficacité énergétique



Ce produit contient une source lumineuse de classe d'efficacité énergétique F.

Caractéristiques Techniques de l'éclairage

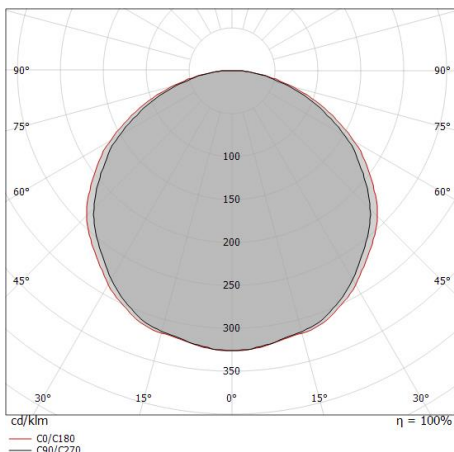
| | |
|--|----------------|
| Light Output Ratio (LOR) | 20 % |
| Flux lumineux (source) | 5610 lm |
| Flux lumineux du luminaire | 1122 lm |
| Consumption | 9.5 W |
| Efficacité lumineuse du luminaire | 118 lm/W |
| Température de couleur | 2700 K |
| Standards de Concordance de Couleur | 3 Step MacAdam |
| <hr/> | |
| Température standard de l'environnement de | -20 / +45°C |

UGR

| | |
|-------------------|----------|
| UGR axial | 29.2 |
| UGR transversal | 29.6 |
| X=4H Y=8H | S=0.25H |
| Reflection factor | 70/50/20 |

OPTICAL

| | |
|-----------------------------|--------------------|
| Optique C90/C270 | 116° |
| Optique C0/C180 | 120° |
| Light distribution symmetry | Symmetrical 2 axis |



| Distance [m] | Cone diameter [m] | illuminance [lx] |
|--------------|-------------------|--------------------------------------|
| 0.5 | 1.61 1.75 | E(0°) 1464 E(C90) 108 E(C0) 90 |
| 1.0 | 3.21 3.49 | E(0°) 366 E(C90) 27 E(C0) 23 |
| 1.5 | 4.82 5.24 | E(0°) 163 E(C90) 12 E(C0) 10 |
| 2.0 | 6.43 6.98 | E(0°) 92 E(C90) 7 E(C0) 6 |
| 2.5 | 8.03 8.73 | E(0°) 59 E(C90) 4 E(C0) 4 |
| 3.0 | 9.64 10.48 | E(0°) 41 E(C90) 3 E(C0) 3 |

— C0/C180 (Half-peak divergence: 120.4°)
— C90/C270 (Half-peak divergence: 116.2°)

Bande LED | 700 topLED 48 W DC 24 V | 9.6 W/m | 1122 Lm/m | CRI >90

82186

Single emission led strip for indoor application. The super warm white LED light source with a diffused light distribution is composed of 700 topped LEDs with CCT of 2700 K and a CRI >90; the source luminous flux is 5610 lm, with a 116.9 lm/W nominal luminous efficacy.

The device body and features a white finish. The ingress protection degree is IP20; the total weight is of 0.09 kg. The power supply driver is not provided and is to be ordered separately.

The total absorbed power is 48 W. The power supply cable is included and features a 2x 0.3 m length.

The device features protection class III and can be wall lights or ceiling-mounted.

Compliant with the EN 60598-1 standard and its specific provisions.

Classe d'efficacité énergétique



Ce produit contient une source lumineuse de classe d'efficacité énergétique F.

Caractéristiques Techniques de l'éclairage

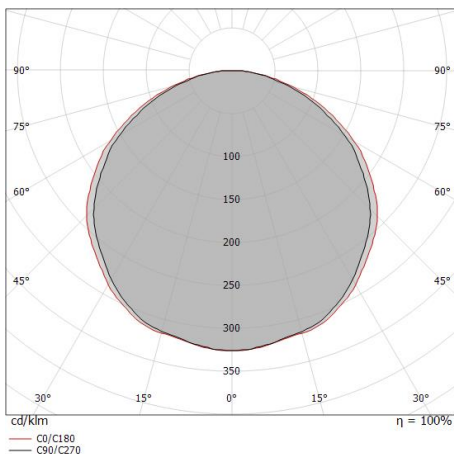
| | |
|--|----------------|
| Light Output Ratio (LOR) | 2 % |
| Flux lumineux (source) | 5610 lm |
| Flux lumineux du luminaire | 113 lm |
| Consumption | 0,9 W |
| Efficacité lumineuse du luminaire | INF lm/W |
| Température de couleur | 2700 K |
| Standards de Concordance de Couleur | 3 Step MacAdam |
| <hr/> | |
| Température standard de l'environnement de | -20 / +45°C |

UGR

| | |
|-------------------|----------|
| UGR axial | 21.2 |
| UGR transversal | 21.6 |
| X=4H Y=8H | S=0.25H |
| Reflection factor | 70/50/20 |

OPTICAL

| | |
|-----------------------------|--------------------|
| Optique C90/C270 | 116° |
| Optique C0/C180 | 120° |
| Light distribution symmetry | Symmetrical 2 axis |



| Distance [m] | Cone diameter [m] | illuminance [lx] |
|--------------|-------------------|-----------------------------------|
| 0.5 | 1.61 1.75 | E(0°) 146 E(C90) 11 E(C0) 9 |
| 1.0 | 3.21 3.49 | E(0°) 37 E(C90) 3 E(C0) 2 |
| 1.5 | 4.82 5.24 | E(0°) 16 E(C90) 1 E(C0) 1 |
| 2.0 | 6.43 6.98 | E(0°) 9 E(C90) 1 E(C0) 1 |
| 2.5 | 8.03 8.73 | E(0°) 6 E(C90) 0 E(C0) 0 |
| 3.0 | 9.64 10.48 | E(0°) 4 E(C90) 0 E(C0) 0 |

— C0/C180 (Half-peak divergence: 120.4°)
— C90/C270 (Half-peak divergence: 116.2°)

Ribbon Plus



Bande LED | 700 topLED 48 W DC 24 V | 9.6 W/m | 1122 Lm/m | CRI >90
82186

Components

| | | | |
|--|---|----------------------------------|-------------------------------------|
|  |  | LUNO_20/27 - Profili Modular | Code <u>C-K100017</u> |
|  |  | LUNO_20/27 | Code <u>C-K100018</u> |
|  |  | Rive_17/16 - Profili Modular | Code <u>C-K100015</u> |
|  |  | Rive_17/16 - Profili Modular | Code <u>C-K100016</u> |
|  |  | Cela_18/18 - Profili Modular | Code <u>C-K100019</u> |
|  |  | Cela_18/18 - Profili Modular | Code <u>C-K100020</u> |
|  |  | Tabulo_35/14 - Profili Modular | Code <u>C-K100025</u> |
|  |  | Fylo+ Recessed_2 | Code <u>65006 - 65007</u> |




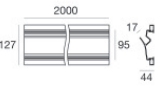



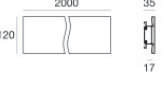

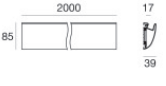

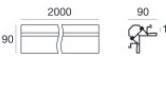

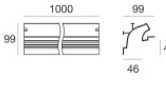

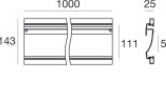
Ribbon Plus



Bande LED | 700 topLED 48 W DC 24 V | 9.6 W/m | 1122 Lm/m | CRI >90

82186

Components

| | | | |
|--|---|------------------|-------------------------------------|
|  |  | Fylo+ Recessed_4 | Code <u>65010 - 65009</u> |
|  |  | Fylo+ Recessed_1 | Code <u>65027 - 65028</u> |
|  |  | Fylo+ Surface_1 | Code <u>65015 - 65016</u> |
|  |  | Fylo+ Surface_2 | Code <u>65018 - 65019</u> |
|  |  | Fylo+ Surface_3 | Code <u>65021 - 65022</u> |
|  |  | Fylo+ Surface_4 | Code <u>65024 - 65025</u> |
|  |  | Fylo+ Recessed_5 | Code <u>65013 - 65012</u> |
|  |  | Fylo+ Recessed_3 | Code <u>65004 - 65003</u> |

Ribbon Plus



Bande LED | 700 topLED 48 W DC 24 V | 9.6 W/m | 1122 Lm/m | CRI >90

82186

Components



Fylo+ Direct_1

















Code

65180 - 65181



| | | | |
|--|--|---|--|
| | | <p>Ressorts pour encastrement - 5 pièces</p> | <p>Code 98420</p> |
| | | <p>Diffuseur Type de diffuseur: diffuseur opaline. Matériau:PC, couleur:opalin.</p> | <p>Finish Opaline Code 98395</p> |
| | | <p>Diffuseur</p> | <p>Code 98941</p> |
| | | <p>Diffuseur</p> | <p>Code 98942</p> |
| | | <p>Diffuseur - Diffuseur Opaline</p> | <p>Code 98943</p> |
| | | <p>Diffuseur</p> | <p>Code 98898</p> |
| | | <p>Diffuseur</p> | <p>Code 98899</p> |
| | | <p>Diffuseur</p> | <p>Code 98900</p> |



| | | | | |
|--|---|---|--------------------------|--------------------------|
|  |  | Diffuseur | | Code 98917 |
|  |  | Diffuseur | | Code 98925 |
|  |  | Diffuseur Matériau:PC, couleur:noir. | Finish Black | Code 83132 |
|  |  | Diffuseur Matériau:PC, couleur:opalin. | Finish Opaline | Code C-K200001 |
|  |  | Diffuseur Matériau:PC, couleur:noir. | Finish Black | Code C-K200002 |
|  |  | Diffuseur Matériau:PC, couleur:opalin. | Finish Opaline | Code C-K200003 |
|  |  | Diffuseur Matériau:PC, couleur:noir. | Finish Black | Code C-K200004 |
|  |  | Diffuseur Matériau:PC, couleur:opalin. | Finish Opaline | Code C-K200005 |



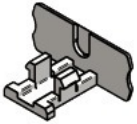
Diffuseur
Matériau:PC, couleur:opalin.

Finish
Opaline **Code**
C-K200007



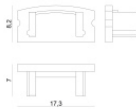
Diffuseur
Matériau:PC, couleur:noir.

Finish
Black **Code**
C-K200009



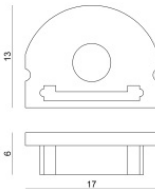
Bouchon

Code
98418



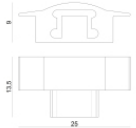
Bouchon - Bouchon de fermeture
Matériau:PC, couleur:blanc.

Code
98892



Bouchon

Code
98928



Bouchon

Code
98896



Bouchon

Code
98902



Bouchon
Matériau:Aluminium, couleur:brillant.

Code
98907



| | | | |
|--|--|--|---|
| | | <p>Bouchon Matériau:PC, couleur:blanc.</p> | <p>Code <u>98922</u></p> |
| | | <p>Bouchon Matériau:PC, couleur:blanc.</p> | <p>Code <u>98918</u></p> |
| | | <p>Bouchon Matériau:PC, couleur:noir.</p> | <p>Code <u>83133</u></p> |
| | | <p>Bouchon Matériau:plastique, couleur:gris.</p> | <p>Code <u>C-V400023</u></p> |
| | | <p>Bouchon Matériau:plastique, couleur:gris.</p> | <p>Code <u>C-V400019</u></p> |
| | | <p>Bouchon Matériau:Plastique ABS, couleur:noir.</p> | <p>Code <u>C-V400020</u></p> |
| | | <p>Bouchon Matériau:plastique, couleur:gris.</p> | <p>Code <u>C-V400021</u></p> |
| | | <p>Bouchon Matériau:Plastique ABS, couleur:noir.</p> | <p>Code <u>C-V400022</u></p> |



| | | | |
|--|--|--|---|
| | | <p>Bouchon Matériau:plastique, couleur:gris.</p> | <p>Code <u>C-V400025</u></p> |
| | | <p>Bouchon Matériau:plastique, couleur:gris.</p> | <p>Code <u>C-V400027</u></p> |
| | | <p>Bouchon Matériau:plastique, couleur:gris.</p> | <p>Code <u>C-V400029</u></p> |
| | | <p>Bouchon Matériau:plastique, couleur:gris.</p> | <p>Code <u>C-V400031</u></p> |
| | | <p>Bouchon Matériau:plastique, couleur:gris.</p> | <p>Code <u>C-V400033</u></p> |
| | | <p>Bouchon Matériau:plastique, couleur:gris.</p> | <p>Code <u>C-V400035</u></p> |
| | | <p>Bouchon Matériau:Plastique ABS, couleur:noir.</p> | <p>Code <u>C-V400036</u></p> |
| | | <p>Bouchon Matériau:Plastique ABS, couleur:noir.</p> | <p>Code <u>C-V400038</u></p> |



| | | | |
|--|--|--|---|
| | | <p>Bouchon Matériau:plastique, couleur:gris.</p> | <p>Code C-V400037</p> |
| | | <p>Bouchon Matériau:plastique, couleur:gris.</p> | <p>Code C-V400041</p> |
| | | <p>Étrier - Support de montage L=19mm, H=8mm, D=9mm. Matériau:Fer, couleur:zinc, fabrication :Lavage.</p> | <p>Code 98944</p> |
| | | <p>Étrier L=9mm, H=8.8mm, D=21.8mm. Matériau:Fer, couleur:brillant, fabrication :Lavage.</p> | <p>Code 98931</p> |
| | | <p>Étrier L=22mm, H=21.5mm, D=16.4mm. Matériau:PC, couleur:transparent.</p> | <p>Finish Transp.</p> <p>Code 98904</p> |
| | | <p>Étrier L=12mm, H=15mm, D=30mm. Matériau:PC, couleur:blanc.</p> | <p>Finish White</p> <p>Code 98901</p> |
| | | <p>Profil Matériau:Aluminium 6060, couleur:Aluminium Anodisé, fabrication :Anodisation 20 µm.</p> | <p>Code 98921</p> |
| | | <p>Connecteur - Connecteur rapide pour Ribbon Basic V2 8mm, Ribbon HD 8mm (non Ribbon COB) Longueur 21,6 mm.</p> | <p>Code 83396</p> |



Ribbon Plus | LED Strip | Accessories
82186

| | | |
|--|---|--|
| | <p>Connecteur - Connecteur rapide pour Ribbon Basic V2 8mm, Ribbon HD 8mm (non Ribbon COB) Longueur 15,4 mm.</p> | <p>Code <u>83397</u></p> |
| | <p>Optique Distribution de la lumière: medium flood, Matériau revêtement: pc</p> | <p>Code <u>C-U100001</u></p> |
| | <p>Sac / Kit de fixation</p> | <p>Code <u>C-K100027</u></p> |
| | <p>Sac / Kit de fixation</p> | <p>Code <u>C-K100028</u></p> |
| | <p>Sac / Kit de fixation</p> | <p>Code <u>C-K100029</u></p> |