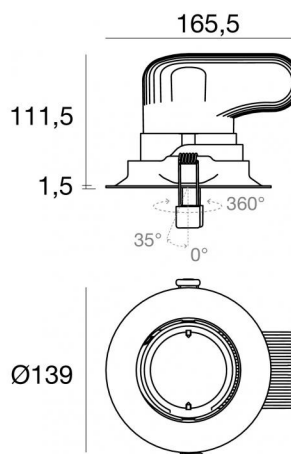




Downlights | 1 arrayLED 25 W DC 700 mA | CRI 90
80871M60



127


Données techniques	
Position d'installation	Plafond
Environnement d'installation	Intérieur
Source lumineuse	LED
Circuit structure	arrayLED
Optique	Medium Wide Flood
Light emission direction	downward
Puissance nominale	25 W DC
Flux lumineux (source)	3967 lm
Plage de tension d'entrée	700mA
Température de couleur / Tone	2700 K
Indice de rendu chromatique	90 Ra
C.C. / V.C.	CC
Classe d'isolation	3
IP	IP44
IP bloc optique	IP65
IK	IK08
Essai au fil incandescent	850°
Montage direct sur des surfaces normalement inflammables	Oui
CE	Oui
Driver inclus	Non
Article à intensité variable	DALI - 1-10V
Orientable	Non
Basculement	Oui
angle total (plan horizontal)	350 °
angle total (plan vertical)	35 °
Piétinable	Non
Carrossable	Non
Câble inclus	Oui
Longueur du câble	0.300 m
Revêtement en résine	Non
Type d'émission lumineuse	Émission simple
Poids net	0.650 Kg
Protection contre les décharges électrostatiques	Non
Protection contre les surtensions	Non
Technologie optique	Honey comb

Finition corps	
Matériau	Aluminium moulé sous pression EN AB - 46100
Couleur	Blanc
Fabrication	Revêtement en poudre


Finition diffuseur	
Matériau	Polycarbonate résistant aux UV
Couleur	transparent

Finition radiateur	
Matériau	Aluminium moulé sous pression EN AB - 46100
Couleur	Aluminium
Fabrication	Brillantage

Électronique

 99112
On/Off Driver 198-264V AC (1 art.)

 83066
1-10V - Push and Simply Dim - DALI-2 Controller (1 art.)

 C-E100031
DALI - Push and Simply Dim Multi Power 198-264V AC / 180-275V DC (1 art.)

Cables Electrification	
Cable connector	Male Easy plug
IP (locked condition)	66

Downlights | 1 arrayLED 25 W DC 700 mA | CRI 90 80871M60

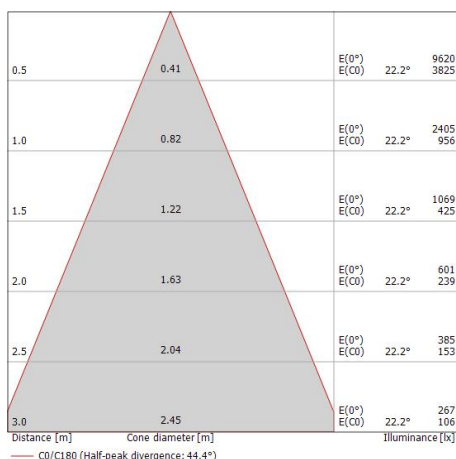
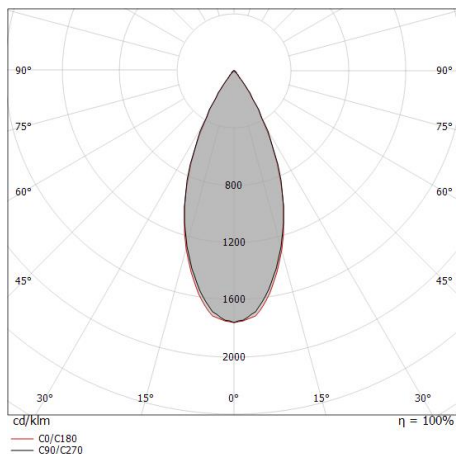
Single emission recessed downlights for indoor application. The super warm white LED light source with a medium wide flood light distribution is composed of 1 arrayed LEDs with CCT of 2700 K and a CRI 90; the source luminous flux is 3967 lm, with a 158.7 lm/W nominal luminous efficacy.

The device body is made of die-cast aluminium en ab - 46100 and features a white finish, processed by means of powder coating; the diffuser is made of uv resistant polycarbonate. The ingress protection degree is IP44; the total weight is of 0.650 kg. The power supply driver is not provided and is to be ordered separately.

The total absorbed power is 25 W. The power supply cable is included and features a 0.300 m length.

The device features protection class III and can be ceiling-mounted, with a 127 mm diameter hole (in plasterboard).

Compliant with the EN 60598-1 standard and its specific provisions.



Classe d'efficacité énergétique

Ce produit contient une source lumineuse de classe d'efficacité énergétique E.

Caractéristiques Techniques de l'éclairage

Light Output Ratio (LOR)	34 %
Flux lumineux (source)	3967 lm
Flux lumineux du luminaire	1366 lm
Consumption	18 W
Efficacité lumineuse du luminaire	75 lm/W
Température de couleur	2700 K
Standards de Concordance de Couleur	2 Step MacAdam
Indice de rendu chromatique	90 Ra

Température standard de l'environnement de -20 / +50°C

Température typique sur le verre 40°C

LED Life / Failure Ratio

L70 B10 C0 252000h (at Tj 65 Ta 25)

UGR

UGR transversal	14.6
UGR axial	15
X=4H Y=8H	S=0.25H
Reflection factor	70/50/20

OPTICAL

Optique C0/C180	44°
Light distribution simmetry	Symmetrical

Downlights | 1 arrayLED 25 W DC 700 mA | CRI 90

80871M60

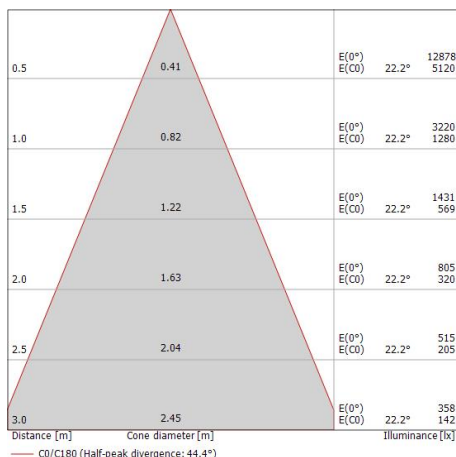
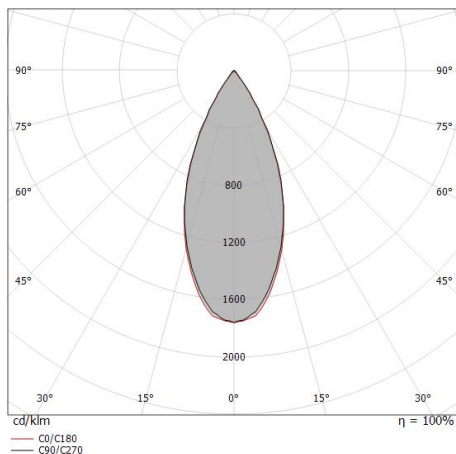
Single emission recessed downlights for indoor application. The super warm white LED light source with a medium wide flood light distribution is composed of 1 arrayed LEDs with CCT of 2700 K and a CRI 90; the source luminous flux is 3967 lm, with a 158.7 lm/W nominal luminous efficacy.

The device body is made of die-cast aluminium en ab - 46100 and features a white finish, processed by means of powder coating; the diffuser is made of uv resistant polycarbonate. The ingress protection degree is IP44; the total weight is of 0.650 kg. The power supply driver is not provided and is to be ordered separately.

The total absorbed power is 25 W. The power supply cable is included and features a 0.300 m length.

The device features protection class III and can be ceiling-mounted, with a 127 mm diameter hole (in plasterboard).

Compliant with the EN 60598-1 standard and its specific provisions.



Classe d'efficacité énergétique

Ce produit contient une source lumineuse de classe d'efficacité énergétique E.

Caractéristiques Techniques de l'éclairage

Light Output Ratio (LOR)	46 %
Flux lumineux (source)	3967 lm
Flux lumineux du luminaire	1829 lm
Consumption	25 W
Efficacité lumineuse du luminaire	73 lm/W
Température de couleur	2700 K
Standards de Concordance de Couleur	2 Step MacAdam
Indice de rendu chromatique	90 Ra

Température standard de l'environnement de	-20 / +50°C
Température typique sur le verre	40°C

LED Life / Failure Ratio

L70 B10 C0 252000h (at Tj 65 Ta 25)

UGR

UGR transversal	15.6
UGR axial	16.1
X=4H Y=8H	S=0.25H
Reflection factor	70/50/20

OPTICAL

Optique C0/C180	44°
Light distribution simmetry	Symmetrical