



Downlights | 1 arrayLED 15 W DC 400 mA | CRI 90  
80036N15



75

| Données techniques                                       |                 |
|--|-----------------|
| Position d'installation                                  | Plafond         |
| Environnement d'installation                             | Intérieur       |
| Source lumineuse   | LED             |
| Circuit structure  | arrayLED        |
| Optique  | Spot            |
| Light emission direction                                 | downward        |
| Puissance nominale                                       | 15 W DC         |
| Flux lumineux (source)                                   | 2411 lm         |
| Plage de tension d'entrée                                | 400mA           |
| Température de couleur / Tone                            | 4000 K          |
| Indice de rendu chromatique                              | 90 Ra           |
| C.C. / V.C.  | CC              |
| Classe d'isolation                                       | 3               |
| IP   | IP44            |
| IP bloc optique  | IP65            |
| Essai au fil incandescent                                | 850°            |
| Montage direct sur des surfaces normalement inflammables | Oui             |
| CE   | Oui             |
| Driver inclus  | Non             |
| Article à intensité variable                             | DALI - 1-10V    |
| Orientable   | Non             |
| Basculement  | Non             |
| Piétinable   | Non             |
| Carrossable  | Non             |
| Câble inclus   | Oui             |
| Longueur du câble  | 0.300 m         |
| Revêtement en résine                                     | Non             |
| Type d'émission lumineuse                                | Émission simple |
| Poids net  | 0.511 Kg        |
| Protection contre les décharges électrostatiques         | Non             |
| Protection contre les surtensions                        | Non             |
| Technologie optique                                      | F.O.L.          |
| Caractéristiques technologiques du produit               | TVS             |

### Finition corps

|             |   |
|-------------|---|
| Matériau    | Aluminium moulé sous pression EN AB - 46100 |
| Couleur     | Noir  |
| Fabrication | Revêtement en poudre                        |


### Finition diffuseur


|          |                                |
|----------|--------------------------------|
| Matériau | Polycarbonate résistant aux UV |
| Couleur  | transparent                    |

### Finition radiateur

|             |   |
|-------------|---|
| Matériau    | Aluminium moulé sous pression EN AB - 46100 |
| Fabrication | Trovalisation                               |

### Électronique

 99740  
Multi Power 198~264V AC / 180~275V DC (1 art.)

 99739  
1-10V Multi Power 198~264V AC / 180~275V DC (1 art.)

 C-E100032  
Push and Simply Dim - DALI-2 Controller (1 art.)

### Cables Electrification

|                       |                |
|-----------------------|----------------|
| IP (locked condition) | 66             |
| Cable connector       | Male Easy plug |



Downlights | 1 arrayLED 15 W DC 400 mA | CRI 90  
80036N15

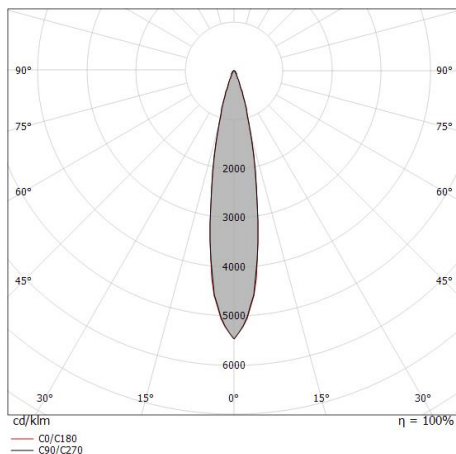
Single emission recessed downlights for indoor application. The natural white LED light source with a spot light distribution is composed of 1 arrayed LEDs with CCT of 4000 K and a CRI 90; the source luminous flux is 2411 lm, with a 160.7 lm/W nominal luminous efficacy.

The device body is made of die-cast aluminium en ab - 46100 and features a black finish, processed by means of powder coating; the diffuser is made of uv resistant polycarbonate. The ingress protection degree is IP44; the total weight is of 0.511 kg. The power supply driver is not provided and is to be ordered separately.

The total absorbed power is 15 W. The power supply cable is included and features a 0.300 m length.

The device features protection class III and can be ceiling-mounted, with a 75 mm diameter hole (in plasterboard).

Compliant with the EN 60598-1 standard and its specific provisions.



| Distance [m] | Cone diameter [m] | illuminance [lx]                                      |
|--------------|-------------------|---|
| 0.5          | 0.17<br>0.18      | E(0°) 25850<br>E(C90) 9.9° 12504<br>E(C0) 10.0° 12424 |
| 1.0          | 0.35<br>0.35      | E(0°) 6463<br>E(C90) 9.9° 3126<br>E(C0) 10.0° 3106    |
| 1.5          | 0.52<br>0.53      | E(0°) 2872<br>E(C90) 9.9° 1369<br>E(C0) 10.0° 1380    |
| 2.0          | 0.70<br>0.71      | E(0°) 1616<br>E(C90) 9.9° 781<br>E(C0) 10.0° 776      |
| 2.5          | 0.87<br>0.88      | E(0°) 1034<br>E(C90) 9.9° 500<br>E(C0) 10.0° 497      |
| 3.0          | 1.05<br>1.06      | E(0°) 718<br>E(C90) 9.9° 347<br>E(C0) 10.0° 345       |

— C0/C180 (Half-peak divergence: 20.0°)  
— C90/C270 (Half-peak divergence: 19.8°)

### Classe d'efficacité énergétique

Ce produit contient une source lumineuse de classe d'efficacité énergétique E.

### Caractéristiques Techniques de l'éclairage

|  |                |
|--|----------------|
| Light Output Ratio (LOR)                   | 49 %           |
| Flux lumineux (source)                     | 2411 lm        |
| Flux lumineux du luminaire                 | 1182 lm        |
| Consumption                                | 15 W           |
| Efficacité lumineuse du luminaire          | 78 lm/W        |
| Température de couleur                     | 4000 K         |
| Standards de Concordance de Couleur        | 2 Step MacAdam |
| Indice de rendu chromatique                | 90 Ra          |
| Colour Rendering Index                     | 60 R9          |
| Black Body Locus                           | On             |
| Température standard de l'environnement de | -20 / +50°C    |
| Température typique sur le verre           | 40°C           |

### LED Life / Failure Ratio

L70 B10 C0 252000h (at Tj 65 Ta 25 )

### UGR

|                   |          |
|-------------------|----------|
| UGR transversal   | 23.5     |
| UGR axial         | 23.5     |
| X=4H   Y=8H       | S=0.25H  |
| Reflection factor | 70/50/20 |

### OPTICAL

|                  |             |
|------------------|-------------|
| Optique C0/C180  | 20°         |
| Optique C90/C270 | Symmetrical |

