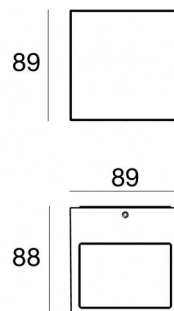





Lampe murale  
2 x powerLEDs - 1 arrayLED 11 W DC 630 mA | CRI 80  
**76629W15**



Données techniques	
Typologie	Surface
Position d'installation	Mur
Environnement d'installation	Extérieur
Source lumineuse	LED
Circuit structure	powerLEDs + arrayLED
Optique	Ultra Spot + Spot
Light emission direction	upward + downward
Puissance nominale	11 W DC
Flux lumineux (source)	1073 lm
Température de couleur / Tone	3000 K
Indice de rendu chromatique	80 Ra
C.C. / V.C.	CC
Classe d'isolation	3
IP	IP65
IK	IK08
Essai au fil incandescent	850°
Montage direct sur des surfaces normalement inflammables	Oui
CE	Oui
Driver inclus	Non
Article à intensité variable	Non
Orientable	Non
Basculement	Non
Piétinable	Non
Carrossable	Non
Câble inclus	Non
Revêtement en résine	Non
Type d'émission lumineuse	Double émission
Poids net	0.8 Kg
Protection contre les décharges électrostatiques	Oui
Protection contre les surtensions	1 KV

### Finition corps

Matériau	Aluminium moulé sous pression EN AB - 46100
Couleur	Blanc
Fabrication	Anodisation à pores ouverts + revêtement par poudre

### Finition diffuseur

Matériau	Verre extra clair - trempé
Couleur	transparent
Fabrication	Séigraphie

### Électronique



99186  
On/Off Driver 198-264V AC (1 - 2 art.)



C-E200008  
On/Off Driver 198-264V AC / 180-275V DC (1 art.)

Lampe murale | 2 x powerLEDs - 1 arrayLED 11 W DC 630 mA | CRI 80  
**76629W15**

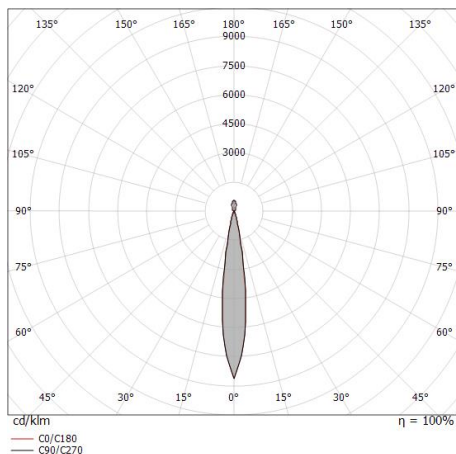
Double emission wall lights for outdoor application. The warm white LED light source with a ultra spot light distribution is composed of 2 powered LEDs with CCT of 3000 K and a CRI 80; the source luminous flux is 400 lm, with a 72.7 lm/W nominal luminous efficacy The warm white LED light source with a spot light distribution is composed of 1 arrayed LEDs with CCT of 3000 K and a CRI 80; the source luminous flux is 673 lm, with a 122.4 lm/W nominal luminous efficacy.

The device body is made of die-cast aluminium en ab - 46100 and features a white finish, processed by means of open pore anodizing + powder coating; the diffuser is made of extra clear glass - tempered with a silk-screening treatment. The ingress protection degree is IP65; the total weight is of 0.8 kg. The power supply driver is not provided and is to be ordered separately.

The total absorbed power is 11 W.

The device features protection class III and can be wall lights-mounted.

Compliant with the EN 60598-1 standard and its specific provisions.



Distance [m]	Cone diameter [m]	illuminance [lx]
0.5	0.14 0.14	E(0°) 19862 E(C90) 7.8° 9729 E(C0) 7.7° 9810
1.0	0.27 0.27	E(0°) 4965 E(C90) 7.8° 2432 E(C0) 7.7° 2452
1.5	0.41 0.41	E(0°) 2207 E(C90) 7.8° 1081 E(C0) 7.7° 1090
2.0	0.55 0.54	E(0°) 1241 E(C90) 7.8° 608 E(C0) 7.7° 613
2.5	0.68 0.68	E(0°) 794 E(C90) 7.8° 389 E(C0) 7.7° 392
3.0	0.82 0.81	E(0°) 552 E(C90) 7.8° 270 E(C0) 7.7° 272

Distance [m] Cone diameter [m] illuminance [lx]

— C0/C180 (Half-peak divergence: 15.4°)  
 — C90/C270 (Half-peak divergence: 15.6°)

### Classe d'efficacité énergétique

Ce produit contient 2 sources lumineuses de classe d'efficacité énergétique E, E.

### Caractéristiques Techniques de l'éclairage

Light Output Ratio (LOR)	53 %
Flux lumineux (source)	1073 lm
Flux lumineux du luminaire	577 lm
Consumption	11 W
Efficacité lumineuse du luminaire	52 lm/W
Température de couleur	3000 K
Standards de Concordance de Couleur	3 Step MacAdam
Indice de rendu chromatique	80 Ra

Température standard de l'environnement de	-20 / +50°C
Température typique sur le verre	40°C

### LED Life / Failure Ratio

L70 B10 C0 134020h (at Tj 65 Ta 25)

### UGR

UGR axial	13.4
UGR transversal	14.6
X=4H   Y=8H	S=0.25H
Reflection factor	70/50/20

### OPTICAL

Optique C0/C180	15°
Light distribution simmetry	Symmetrical