



Uplights | 198-264 V | 1 arrayLED 13 W DC - 15 W AC | CRI 80
76123M10

Single emission uplights for outdoor application. The super warm white LED light source with a spot light distribution is composed of 1 arrayed LEDs with CCT of 2700 K and a CRI 80; the source luminous flux is 1676 lm, with a 128.9 lm/W nominal luminous efficacy.

The device body is made of die-cast aluminium en ab - 46100 and features a black finish, processed by means of open pore anodizing + powder coating; the diffuser is made of extra clear glass - tempered. The ingress protection degree is IP67; the total weight is of 3 kg.

The total absorbed power is 15 W. The power supply cable is included and features a 1 m length.

The device features protection class I and can be floor-mounted with an outer casing, code 83328(for concrete or masonry).

Compliant with the EN 60598-1 standard and its specific provisions.

Classe d'efficacité énergétique

Ce produit contient une source lumineuse de classe d'efficacité énergétique E.

Caractéristiques Techniques de l'éclairage

Light Output Ratio (LOR)	62 %
Flux lumineux (source)	1676 lm
Flux lumineux du luminaire	1054 lm
Consumption	15 W
Efficacité lumineuse du luminaire	70 lm/W
Température de couleur	2700 K
Standards de Concordance de Couleur	2 Step MacAdam
Indice de rendu chromatique	80 Ra
Température standard de l'environnement de	-20 / +50°C
Température typique sur le verre	65°C

LED Life / Failure Ratio

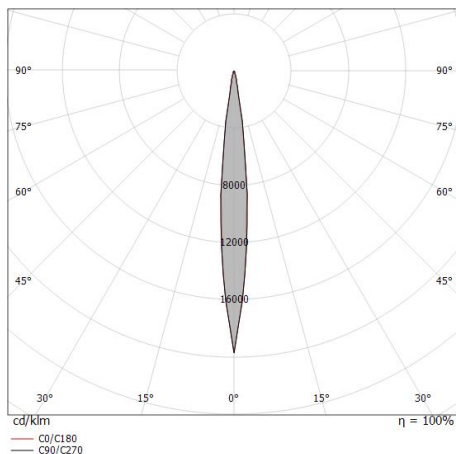
L70 B10 C0 252000h (at Tj 65 Ta 25)

UGR

UGR axial	3.2
UGR transversal	3.2
X=4H Y=8H	S=0.25H
Reflection factor	70/50/20

OPTICAL

Optique C0/C180	10°
Light distribution simmetry	Symmetrical



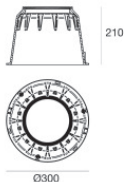
Distance [m]	Cone diameter [m]	illuminance [lx]
0.5	0.09 0.09	E(0°) 83120 E(C90) 5.3° 41699 E(C0) 5.2° 41176
1.0	0.19 0.18	E(0°) 20780 E(C90) 5.3° 10425 E(C0) 5.2° 10294
1.5	0.28 0.27	E(0°) 9236 E(C90) 5.3° 4833 E(C0) 5.2° 4575
2.0	0.37 0.36	E(0°) 5195 E(C90) 5.3° 2806 E(C0) 5.2° 2573
2.5	0.46 0.46	E(0°) 3325 E(C90) 5.3° 1668 E(C0) 5.2° 1647
3.0	0.56 0.55	E(0°) 2309 E(C90) 5.3° 1158 E(C0) 5.2° 1144

Distance [m] Cone diameter [m] illuminance [lx]

— C0/C180 (Half-peak divergence: 10.4°)
 — C90/C270 (Half-peak divergence: 10.6°)



Suelo_RX | Uplights | Accessories
76123M10



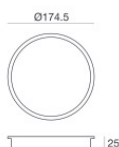
Boîtier d'encastrement

position d'installation: sol; type installation: maçonnerie L=300mm, H=210mm, D=300mm.

Matériau:Plastique ABS, couleur:noir.

Code

83328



Gabarit - Gabarit de scellement (Pour version avec bride affleurante)

Code

83331



Accessoires pour boîtiers extérieurs - Fond du boîtier extérieur

Matériau:Fer Zingué, couleur:gris, fabrication :Zingage.

Code

83330