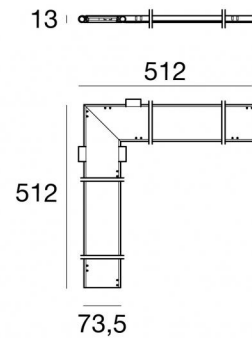




Systèmes - Éléments linéaires
264 topLED 20 W DC 24 V | Modular | CRI 90
65441W



67 x
512 x
512

Données techniques	
Typologie	--- Frame
Position d'installation	Plafond
Environnement d'installation	Intérieur
Source lumineuse	LED
Circuit structure	topLED
Light emission direction	downward
Puissance nominale	20 W DC
Flux lumineux (source)	2531 lm
Température de couleur / Tone	3000 K
Indice de rendu chromatique	90 Ra
C.C. / V.C.	CV
Classe d'isolation	3
IP	IP40
IP bloc optique	IP54
Essai au fil incandescent	850°
Montage direct sur des surfaces normalement inflammables	Oui
CE	Oui
Driver inclus	Non
Article à intensité variable	DALI - 1-10V
Orientable	Non
Basculement	Non
Piétinable	Non
Carrossable	Non
Câble inclus	Non
Revêtement en résine	Non
Type d'émission lumineuse	Émission simple
Poids net	0.84 Kg
Modularity	Modular
Protection contre les décharges électrostatiques	Non
Protection contre les surtensions	Non
Technologie optique	Dot free

Finition corps	
Matériau	Aluminium 6060
Couleur	Blanc
Fabrication	Revêtement en poudre

Électronique

	99331 On/Off Driver 198~264V AC / 176~275V DC 150 W (1 - 7 art.)
	99332 1-10V Controller (1 - 7 art.)
	99374 On/Off Driver 198~264V AC / 176~275V DC 75 W (1 - 3 art.)
	83333 Push and Simply Dim - DALI-2 Controller (1 - 7 art.)
	C-E400002 Push and Simply Dim - DALI-2 Controller (1 - 12 art.)



Systèmes - Éléments linéaires | 264 topLED 20 W DC 24 V | Modular | CRI 90 | + 62461+1
65441W

Single emission systems, lines or lines for indoor application. The warm white LED light source is composed of 264 topLEDs with CCT of 3000 K and a CRI 90; the source luminous flux is 2531 lm, with a 126.6 lm/W nominal luminous efficacy.

The device body is made of aluminium 6060 and features a white finish, processed by means of powder coating. The ingress protection degree is IP40; the total weight is of 0.84 kg. The power supply driver is not provided and is to be ordered separately.

The total absorbed power is 20 W.

The device features protection class III and can be ceiling-mounted, with a 67 x 512 x 512 mm hole (in plasterboard).

Compliant with the EN 60598-1 standard and its specific provisions.

Classe d'efficacité énergétique

Ce produit contient 4 sources lumineuses de classe d'efficacité énergétique E.

Caractéristiques Techniques de l'éclairage

Light Output Ratio (LOR)	19 %
Flux lumineux (source)	2531 lm
Flux lumineux du luminaire	491 lm
Consumption	11 W
Efficacité lumineuse du luminaire	44 lm/W
Température de couleur	3000 K
Standards de Concordance de Couleur	3 Step MacAdam
Indice de rendu chromatique	90 Ra

Température standard de l'environnement de	-20 / +50°C
Température typique sur le verre	40°C

LED Life / Failure Ratio

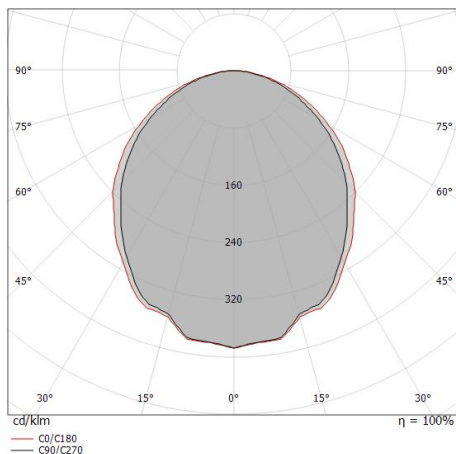
L70 B10 C0 145770h (at Tj 65 Ta 25)

UGR

UGR axial	21.6
UGR transversal	22.2
X=4H Y=8H	S=0.25H
Reflection factor	70/50/20

OPTICAL

Optique C90/C270	100°
Optique C0/C180	106°
Light distribution simmetry	Symmetrical 2 assis



Distance [m]	Cone diameter [m]	illuminance [lx]
0.5	1.19 1.33	E(0°) 761 E(C90) 102 E(C0) 82
1.0	2.38 2.66	E(0°) 190 E(C90) 25 E(C0) 21
1.5	3.56 4.00	E(0°) 85 E(C90) 11 E(C0) 9
2.0	4.75 5.33	E(0°) 48 E(C90) 6 E(C0) 5
2.5	5.94 6.66	E(0°) 30 E(C90) 4 E(C0) 3
3.0	7.13 7.99	E(0°) 21 E(C90) 3 E(C0) 2

— C0/C180 (Half-peak divergence: 106.2°)
 — C90/C270 (Half-peak divergence: 99.8°)

Systèmes - Éléments linéaires | 264 topLED 20 W DC 24 V | Modular | CRI 90 | + 62461+2

65441W

Single emission systems, lines or lines for indoor application. The warm white LED light source is composed of 264 topLEDs with CCT of 3000 K and a CRI 90; the source luminous flux is 2531 lm, with a 126.6 lm/W nominal luminous efficacy.

The device body is made of aluminium 6060 and features a white finish, processed by means of powder coating. The ingress protection degree is IP40; the total weight is of 0.84 kg. The power supply driver is not provided and is to be ordered separately.

The total absorbed power is 20 W.

The device features protection class III and can be ceiling-mounted, with a 67 x 512 x 512 mm hole (in plasterboard).

Compliant with the EN 60598-1 standard and its specific provisions.

Classe d'efficacité énergétique

Ce produit contient 4 sources lumineuses de classe d'efficacité énergétique E.

Caractéristiques Techniques de l'éclairage

Light Output Ratio (LOR)	19 %
Flux lumineux (source)	2531 lm
Flux lumineux du luminaire	491 lm
Consumption	11 W
Efficacité lumineuse du luminaire	44 lm/W
Température de couleur	3000 K
Standards de Concordance de Couleur	3 Step MacAdam
Indice de rendu chromatique	90 Ra
Température standard de l'environnement de	-20 / +50°C
Température typique sur le verre	40°C

LED Life / Failure Ratio

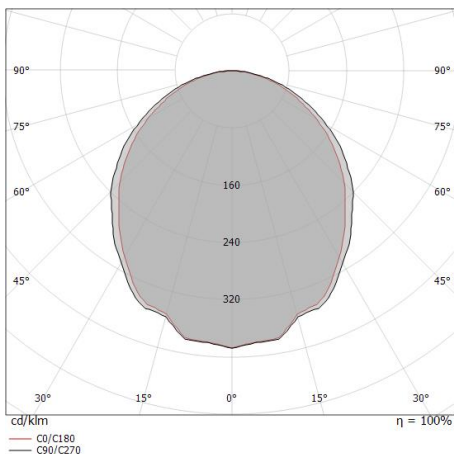
L70 B10 C0 145770h (at Tj 65 Ta 25)

UGR

UGR axial	22.2
UGR transversal	21.6
X=4H Y=8H	S=0.25H
Reflection factor	70/50/20

OPTICAL

Optique C90/C270	106°
Optique C0/C180	100°
Light distribution simmetry	Symmetrical 2 assis



Distance [m]	Cone diameter [m]	illuminance [lx]
0.5	1.33 1.19	E(0°) 761 E(C90) 82 E(C0) 102
1.0	2.66 2.38	E(0°) 190 E(C90) 21 E(C0) 25
1.5	4.00 3.56	E(0°) 85 E(C90) 9 E(C0) 11
2.0	5.33 4.75	E(0°) 48 E(C90) 5 E(C0) 6
2.5	6.66 5.94	E(0°) 30 E(C90) 3 E(C0) 4
3.0	7.99 7.13	E(0°) 21 E(C90) 2 E(C0) 3

Distance [m] Cone diameter [m] illuminance [lx]

— C0/C180 (Half-peak divergence: 99.8°)
- - C90/C270 (Half-peak divergence: 106.2°)

Systèmes - Éléments linéaires | 264 topLED 20 W DC 24 V | Modular | CRI 90 | + 62464+1

65441W

Single emission systems, lines or lines for indoor application. The warm white LED light source is composed of 264 topLEDs with CCT of 3000 K and a CRI 90; the source luminous flux is 2531 lm, with a 126.6 lm/W nominal luminous efficacy.

The device body is made of aluminium 6060 and features a white finish, processed by means of powder coating. The ingress protection degree is IP40; the total weight is of 0.84 kg. The power supply driver is not provided and is to be ordered separately.

The total absorbed power is 20 W.

The device features protection class III and can be ceiling-mounted, with a 67 x 512 x 512 mm hole (in plasterboard).

Compliant with the EN 60598-1 standard and its specific provisions.

Classe d'efficacité énergétique

Ce produit contient 4 sources lumineuses de classe d'efficacité énergétique E.

Caractéristiques Techniques de l'éclairage

Light Output Ratio (LOR)	15 %
Flux lumineux (source)	2531 lm
Flux lumineux du luminaire	398 lm
Consumption	11 W
Efficacité lumineuse du luminaire	36 lm/W
Température de couleur	3000 K
Standards de Concordance de Couleur	3 Step MacAdam
Indice de rendu chromatique	90 Ra

Température standard de l'environnement de	-20 / +50°C
Température typique sur le verre	40°C

LED Life / Failure Ratio

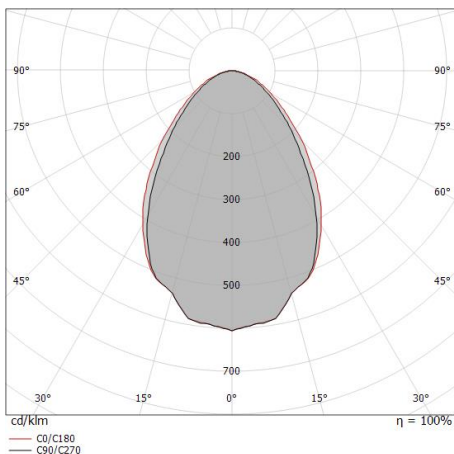
L70 B10 C0 145770h (at Tj 65 Ta 25)

UGR

UGR axial	17
UGR transversal	17.8
X=4H Y=8H	S=0.25H
Reflection factor	70/50/20

OPTICAL

Optique C90/C270	72°
Optique C0/C180	78°
Light distribution symmetry	Symmetrical 2 assis



Distance [m]	Cone diameter [m]	illuminance [lx]
0.5	0.73 0.81	E(0°) 962 E(C90) 254 E(C0) 227
1.0	1.46 1.61	E(0°) 240 E(C90) 64 E(C0) 57
1.5	2.19 2.42	E(0°) 107 E(C90) 28 E(C0) 25
2.0	2.92 3.23	E(0°) 60 E(C90) 16 E(C0) 14
2.5	3.65 4.03	E(0°) 38 E(C90) 10 E(C0) 9
3.0	4.38 4.84	E(0°) 27 E(C90) 7 E(C0) 6

— C0/C180 (Half-peak divergence: 77.8°)
— C90/C270 (Half-peak divergence: 72.2°)

Systèmes - Éléments linéaires | 264 topLED 20 W DC 24 V | Modular | CRI 90 | + 62464+2

65441W

Single emission systems, lines or lines for indoor application. The warm white LED light source is composed of 264 topLEDs with CCT of 3000 K and a CRI 90; the source luminous flux is 2531 lm, with a 126.6 lm/W nominal luminous efficacy.

The device body is made of aluminium 6060 and features a white finish, processed by means of powder coating. The ingress protection degree is IP40; the total weight is of 0.84 kg. The power supply driver is not provided and is to be ordered separately.

The total absorbed power is 20 W.

The device features protection class III and can be ceiling-mounted, with a 67 x 512 x 512 mm hole (in plasterboard).

Compliant with the EN 60598-1 standard and its specific provisions.

Classe d'efficacité énergétique

Ce produit contient 4 sources lumineuses de classe d'efficacité énergétique E.

Caractéristiques Techniques de l'éclairage

Light Output Ratio (LOR)	15 %
Flux lumineux (source)	2531 lm
Flux lumineux du luminaire	398 lm
Consumption	11 W
Efficacité lumineuse du luminaire	36 lm/W
Température de couleur	3000 K
Standards de Concordance de Couleur	3 Step MacAdam
Indice de rendu chromatique	90 Ra
Température standard de l'environnement de	-20 / +50°C
Température typique sur le verre	40°C

LED Life / Failure Ratio

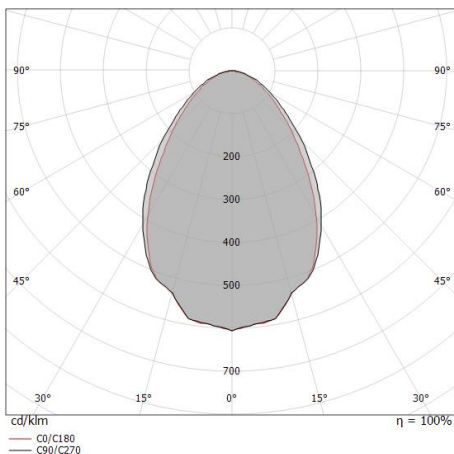
L70 B10 C0 145770h (at Tj 65 Ta 25)

UGR

UGR axial	17.8
UGR transversal	17
X=4H Y=8H	S=0.25H
Reflection factor	70/50/20

OPTICAL

Optique C90/C270	78°
Optique C0/C180	72°
Light distribution simmetry	Symmetrical 2 assis



Distance [m]	Cone diameter [m]	Half-peak divergence [°]	E(0°) [lx]	E(C90) [lx]	E(C0) [lx]
0.5	0.81 0.73	72.2° 77.8°	962	227	254
1.0	1.61 1.46	72.2° 77.8°	240	57	64
1.5	2.42 2.19	72.2° 77.8°	107	25	28
2.0	3.23 2.92	72.2° 77.8°	60	14	16
2.5	4.03 3.65	72.2° 77.8°	38	9	10
3.0	4.84 4.38	72.2° 77.8°	27	6	7

65441W

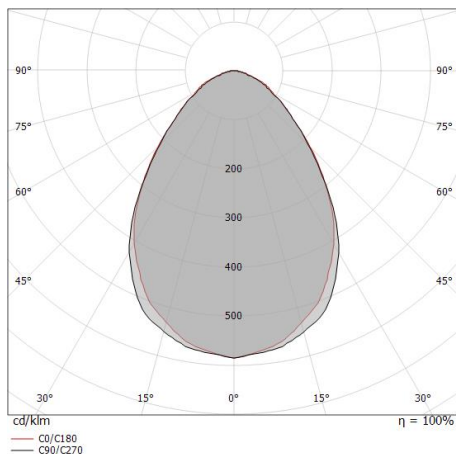
Single emission systems, lines or lines for indoor application. The warm white LED light source is composed of 264 topLEDs with CCT of 3000 K and a CRI 90; the source luminous flux is 2531 lm, with a 126.6 lm/W nominal luminous efficacy.

The device body is made of aluminium 6060 and features a white finish, processed by means of powder coating. The ingress protection degree is IP40; the total weight is of 0.84 kg. The power supply driver is not provided and is to be ordered separately.

The total absorbed power is 20 W.

The device features protection class III and can be ceiling-mounted, with a 67 x 512 x 512 mm hole (in plasterboard).

Compliant with the EN 60598-1 standard and its specific provisions.



Distance [m]	Cone diameter [m]	illuminance [lx]
0.5	0.82 0.81	E(0°) 1250 E(C90) 291 E(C0) 293
1.0	1.63 1.63	E(0°) 313 E(C90) 73 E(C0) 73
1.5	2.45 2.44	E(0°) 139 E(C90) 32 E(C0) 33
2.0	3.26 3.25	E(0°) 78 E(C90) 18 E(C0) 18
2.5	4.08 4.06	E(0°) 50 E(C90) 12 E(C0) 12
3.0	4.89 4.88	E(0°) 35 E(C90) 8 E(C0) 8

— C0/C180 (Half-peak divergence: 78.2°)
— C90/C270 (Half-peak divergence: 78.4°)

Classe d'efficacité énergétique

Ce produit contient 4 sources lumineuses de classe d'efficacité énergétique E.

Caractéristiques Techniques de l'éclairage

Light Output Ratio (LOR)	21 %
Flux lumineux (source)	2531 lm
Flux lumineux du luminaire	533 lm
Consumption	10 W
Efficacité lumineuse du luminaire	53 lm/W
Température de couleur	3000 K
Standards de Concordance de Couleur	3 Step MacAdam
Indice de rendu chromatique	90 Ra
Température standard de l'environnement de	-20 / +50°C
Température typique sur le verre	40°C

LED Life / Failure Ratio

L70 B10 C0 145770h (at Tj 65 Ta 25)

UGR

UGR axial	17.8
UGR transversal	18.1
X=4H Y=8H	S=0.25H
Reflection factor	70/50/20

OPTICAL

Optique C0/C180	78°
Light distribution simmetry	Symmetrical

65441W

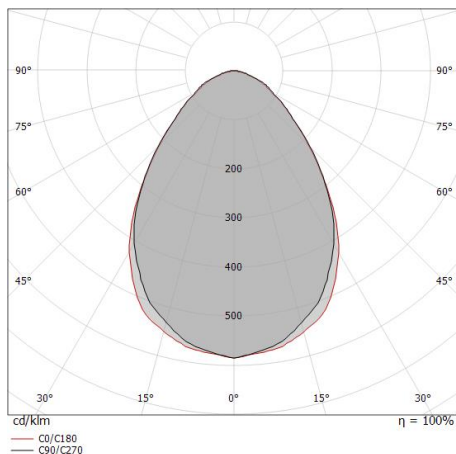
Single emission systems, lines or lines for indoor application. The warm white LED light source is composed of 264 topLEDs with CCT of 3000 K and a CRI 90; the source luminous flux is 2531 lm, with a 126.6 lm/W nominal luminous efficacy.

The device body is made of aluminium 6060 and features a white finish, processed by means of powder coating. The ingress protection degree is IP40; the total weight is of 0.84 kg. The power supply driver is not provided and is to be ordered separately.

The total absorbed power is 20 W.

The device features protection class III and can be ceiling-mounted, with a 67 x 512 x 512 mm hole (in plasterboard).

Compliant with the EN 60598-1 standard and its specific provisions.



Classe d'efficacité énergétique

Ce produit contient 4 sources lumineuses de classe d'efficacité énergétique E.

Caractéristiques Techniques de l'éclairage

Light Output Ratio (LOR)	21 %
Flux lumineux (source)	2531 lm
Flux lumineux du luminaire	533 lm
Consumption	10 W
Efficacité lumineuse du luminaire	53 lm/W
Température de couleur	3000 K
Standards de Concordance de Couleur	3 Step MacAdam
Indice de rendu chromatique	90 Ra
Température standard de l'environnement de	-20 / +50°C
Température typique sur le verre	40°C

LED Life / Failure Ratio

L70 B10 C0 145770h (at Tj 65 Ta 25)

UGR

UGR axial	17.8
UGR transversal	18.1
X=4H Y=8H	S=0.25H
Reflection factor	70/50/20

OPTICAL

Optique C0/C180	78°
Light distribution simmetry	Symmetrical

65441W

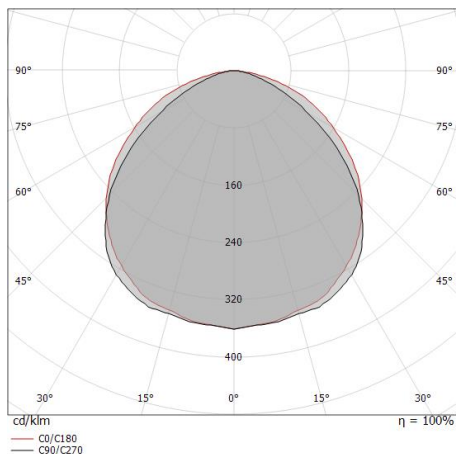
Single emission systems, lines or lines for indoor application. The warm white LED light source is composed of 264 topLEDs with CCT of 3000 K and a CRI 90; the source luminous flux is 2531 lm, with a 126.6 lm/W nominal luminous efficacy.

The device body is made of aluminium 6060 and features a white finish, processed by means of powder coating. The ingress protection degree is IP40; the total weight is of 0.84 kg. The power supply driver is not provided and is to be ordered separately.

The total absorbed power is 20 W.

The device features protection class III and can be ceiling-mounted, with a 67 x 512 x 512 mm hole (in plasterboard).

Compliant with the EN 60598-1 standard and its specific provisions.



Distance [m]	Cone diameter [m]	illuminance [lx]
0.5	1.33 1.53	E(0°) 868 E(C90) 95 E(C0) 72
1.0	2.65 3.06	E(0°) 217 E(C90) 24 E(C0) 18
1.5	3.98 4.58	E(0°) 96 E(C90) 11 E(C0) 8
2.0	5.31 6.11	E(0°) 54 E(C90) 6 E(C0) 4
2.5	6.64 7.64	E(0°) 35 E(C90) 4 E(C0) 3
3.0	7.96 9.17	E(0°) 24 E(C90) 3 E(C0) 2

— C0/C180 (Half-peak divergence: 113.6°)
- - C90/C270 (Half-peak divergence: 106.0°)

Classe d'efficacité énergétique

Ce produit contient 4 sources lumineuses de classe d'efficacité énergétique E.

Caractéristiques Techniques de l'éclairage

Light Output Ratio (LOR)	23 %
Flux lumineux (source)	2531 lm
Flux lumineux du luminaire	602 lm
Consumption	10 W
Efficacité lumineuse du luminaire	60 lm/W
Température de couleur	3000 K
Standards de Concordance de Couleur	3 Step MacAdam
Indice de rendu chromatique	90 Ra
Température standard de l'environnement de	-20 / +50°C
Température typique sur le verre	40°C

LED Life / Failure Ratio

L70 B10 C0 145770h (at Tj 65 Ta 25)

UGR

UGR axial	20.5
UGR transversal	22.8
X=4H Y=8H	S=0.25H
Reflection factor	70/50/20

OPTICAL

Optique C90/C270	106°
Optique C0/C180	114°
Light distribution simmetry	Symmetrical 2 assis

65441W

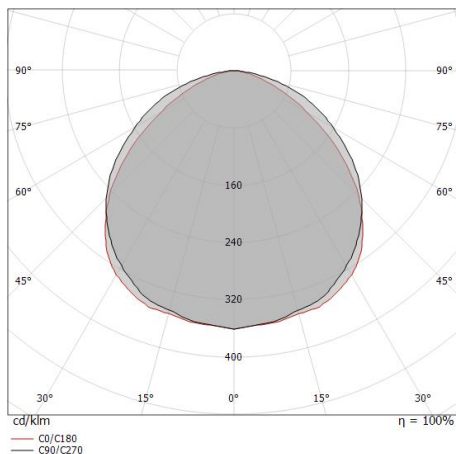
Single emission systems, lines or lines for indoor application. The warm white LED light source is composed of 264 topLED LEDs with CCT of 3000 K and a CRI 90; the source luminous flux is 2531 lm, with a 126.6 lm/W nominal luminous efficacy.

The device body is made of aluminium 6060 and features a white finish, processed by means of powder coating. The ingress protection degree is IP40; the total weight is of 0.84 kg. The power supply driver is not provided and is to be ordered separately.

The total absorbed power is 20 W.

The device features protection class III and can be ceiling-mounted, with a 67 x 512 x 512 mm hole (in plasterboard).

Compliant with the EN 60598-1 standard and its specific provisions.



Classe d'efficacité énergétique

Ce produit contient 4 sources lumineuses de classe d'efficacité énergétique E.

Caractéristiques Techniques de l'éclairage

Light Output Ratio (LOR)	23 %
Flux lumineux (source)	2531 lm
Flux lumineux du luminaire	602 lm
Consumption	10 W
Efficacité lumineuse du luminaire	60 lm/W
Température de couleur	3000 K
Standards de Concordance de Couleur	3 Step MacAdam
Indice de rendu chromatique	90 Ra
Température standard de l'environnement de	-20 / +50°C
Température typique sur le verre	40°C

LED Life / Failure Ratio

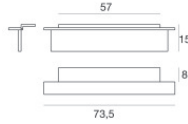
L70 B10 C0 145770h (at Tj 65 Ta 25)

UGR

UGR axial	20.5
UGR transversal	22.8
X=4H Y=8H	S=0.25H
Reflection factor	70/50/20

OPTICAL

Optique C90/C270	114°
Optique C0/C180	106°
Light distribution simmetry	Symmetrical 2 assis



Bouchon - Verre de quartz
Matériau:Aluminium moulé sous pression EN AB - 46100, couleur:Blanc, fabrication :Revêtement en poudre.

Code
62460



Diffuseur
Type de diffuseur: diffusore satinato anti glare - all white.
Matériau:PMMA résistant aux UV, fabrication :Satinage.

Code
83356



Diffuseur
Type de diffuseur: diffusore satinato anti glare - all white.
Matériau:PMMA résistant aux UV, fabrication :Satinage.

Code
83357



Diffuseur
Type de diffuseur: diffusore satinato - all white.
Matériau:PMMA résistant aux UV, fabrication :Satinage.

Code
83407



Diffuseur
Type de diffuseur: diffusore satinato - all white.
Matériau:PMMA résistant aux UV, fabrication :Satinage.

Code
83408



Diffuseur
Type de diffuseur: diffusore satinato - all white.
Matériau:PMMA résistant aux UV, fabrication :Satinage.

Code
83409