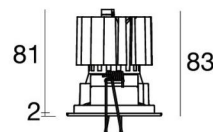
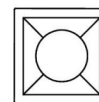




Downlights | 1 arrayLED 11 W DC 300 mA | CRI 90
C00182BBWWF



65



□74

Datos técnicos	
Posición de instalación	Techo
Ambiente de instalación	Interiores
Fuente de luz	LED
Circuit structure	arrayLED
Óptica	Wide Flood
Light emission direction	downward
Potencia nominal	11 W DC
Flujo luminoso (fuente)	1578 lm
Rango de voltaje de entrada	300mA
CCT / Tone	3000 K
Índice de rendimientos cromático	90 Ra
C.C. / C.V.	CC
Clase de aislamiento	3
IP	IP44
IP vano óptico	IP65
IK	IK05
Test del hilo incandescente	850°
Montaje directo sobre superficies normalmente inflamables	Sí
CE	Sí
Driver incluido.	No
Artículo regulable	DALI - 1-10V
Orientabilidad	No
Basculación	No
Practicabilidad	No
Transitabilidad	No
Cable incluido.	Sí
Largo del cable	0.15 m
Resinado	No
Tipología de emisión luminosa	Una emisión
Peso neto	0.2 Kg
Protección descargas electrostáticas	No
Protección contra sobretensiones	No

Acabado cuerpo

Material	Policarbonato resistente a los rayos UV
Color	Negro
Elaboración	Pintura líquida


Acabado difusor


Material	Policarbonato resistente a los rayos UV
Color	transparente

Acabado radiador

Material	Aluminio fundido EN AB - 46100
Elaboración	Pulido

Electrónica

 99734
Multi Power 198~264V AC / 180~275V DC (1 art.)

 99732
1-10V Multi Power 198~264V AC / 180~275V DC (1 art.)

 83322
Push and Simply Dim - DALI-2 Controller (1 art.)



Downlights | 1 arrayLED 11 W DC 300 mA | CRI 90
C00182BBWWF

Single emission recessed downlights for indoor application. The warm white LED light source with a wide flood light distribution is composed of 1 arrayLEDs with CCT of 3000 K and a CRI 90; the source luminous flux is 1578 lm, with a 143.5 lm/W nominal luminous efficacy.

The device body is made of uv resistant polycarbonate and features a black finish, processed by means of liquid painting; the diffuser is made of uv resistant polycarbonate. The ingress protection degree is IP44; the total weight is of 0.2 kg. The power supply driver is not provided and is to be ordered separately.

The total absorbed power is 11 W. The power supply cable is included and features a 0.15 m length.

The device features protection class III and can be ceiling-mounted, with a 65 x 65 mm hole (in plasterboard).

Compliant with the EN 60598-1 standard and its specific provisions.

Clase de eficiencia energética

Este producto contiene una fuente de luz de clase de eficiencia energética E.

Características Luminotécnicas

Light Output Ratio (LOR)	58 %
Flujo luminoso (fuente)	1578 lm
Flujo luminoso de luminaria	926 lm
Consumption	11 W
Rendimiento luminoso de las luminarias	84 lm/W
Temperatura de color	3000 K
Standard Deviation of Colour Matching	2 Step MacAdam
Índice de rendimientos cromático	90 Ra
Colour Rendering Index	60 R9
Black Body Locus	On
Temperatura estándar del ambiente de servicio	-20 / +50°C
Temperatura típica sobre el vidrio	40°C

LED Life / Failure Ratio

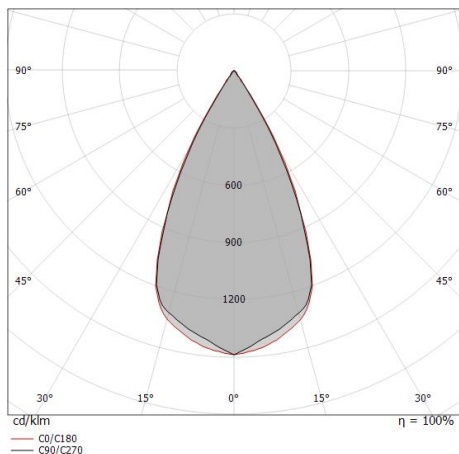
L70 B10 C0 252000h (at Tj 65 Ta 25)

UGR

UGR axial	15.2
UGR transversal	15.4
X=4H Y=8H	S=0.25H
Reflection factor	70/50/20

OPTICAL

Óptica C0/C180	52°
Light distribution simmetry	Symmetrical



Distance [m]	Cone diameter [m]	Illuminance [lx]
0.5	0.49 0.50	E(0°) 5503 E(C90) 2013 E(C0) 1983
1.0	0.98 0.99	E(0°) 1376 E(C90) 503 E(C0) 496
1.5	1.46 1.49	E(0°) 611 E(C90) 224 E(C0) 220
2.0	1.95 1.98	E(0°) 344 E(C90) 126 E(C0) 124
2.5	2.44 2.48	E(0°) 220 E(C90) 81 E(C0) 79
3.0	2.93 2.98	E(0°) 153 E(C90) 56 E(C0) 55

Distance [m] Cone diameter [m] Illuminance [lx]

— C0/C180 (Half-peak divergence: 52.8°)
 — C90/C270 (Half-peak divergence: 52.0°)

