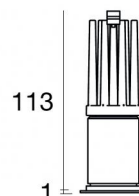




Downlights | 1 x powerLED 2 W DC 630 mA | CRI 80
C00117AUMUS



Ø42



35


Datos técnicos	
Posición de instalación	Techo
Ambiente de instalación	Interiores
Fuente de luz	LED
Circuit structure	powerLED
Óptica	Ultra Spot
Light emission direction	downward
Potencia nominal	2 W DC
Flujo luminoso (fuente)	174 lm
Rango de voltaje de entrada	630mA
CCT / Tone	2700 K
Índice de rendimientos cromático	80 Ra
C.C. / C.V.	CC
Clase de aislamiento	3
IP	IP44
Test del hilo incandescente	850°
Montaje directo sobre superficies normalmente inflamables	Sí
CE	Sí
Driver incluido.	No
Artículo regulable	DALI - 1-10V
Orientabilidad	No
Basculación	No
Practicabilidad	No
Transitabilidad	No
Cable incluido.	Sí
Largo del cable	0.17 m
Resinado	No
Tipología de emisión luminosa	Una emisión
Peso neto	0.11 Kg
Protección descargas electrostáticas	No
Protección contra sobretensiones	No


Acabado cuerpo	
Material	Aluminio 6026
Color	dorado
Elaboración	Recubrimiento en polvo


Acabado difusor	
Material	Policarbonato resistente a los rayos UV
Color	transparente

Acabado radiador	
Material	Aluminio fundido
Color	aluminio
Elaboración	Pulido


Electrónica

 89147
On/Off Driver 198~264V AC / 180~275V DC (1 - 2 art.)

 99105
On/Off Driver 198~264V AC (6 - 12 art.)

 99374
On/Off Driver 198~264V AC / 176~275V DC 75 W (1 - 37 art.)

 99710
1-10V Converter 24V DC (- art.)

 99713
DALI Converter 24V DC (- art.)

 99376
On/Off Driver 198~264V AC (3 - 6 art.)

Downlights | 1 x powerLED 2 W DC 630 mA | CRI 80
C00117AUMUS

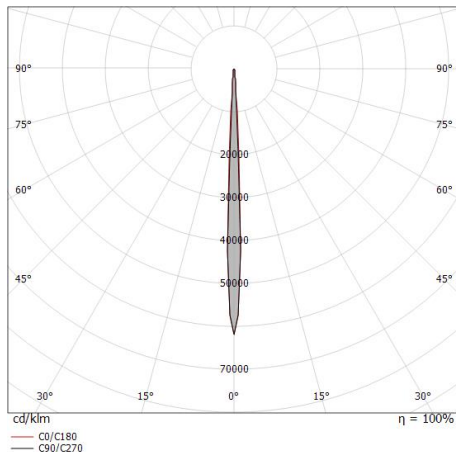
Single emission recessed downlights for indoor application. The super warm white LED light source with a ultra spot light distribution is composed of 1 powerled LEDs with CCT of 2700 K and a CRI 80; the source luminous flux is 174 lm, with a 87.0 lm/W nominal luminous efficacy.

The device body is made of aluminium 6026 and features a gold finish, processed by means of powder coating; the diffuser is made of uv resistant polycarbonate. The ingress protection degree is IP44; the total weight is of 0.11 kg. The power supply driver is not provided and is to be ordered separately.

The total absorbed power is 2 W. The power supply cable is included and features a 0.17 m length.

The device features protection class III and can be ceiling-mounted, with a 35 mm diameter hole (in plasterboard).

Compliant with the EN 60598-1 standard and its specific provisions.



Distance [m]	Cone diameter [m]	illuminance [lx]	E(0°)	E(C90)	E(C0)
0.5	0.04 0.04		27306	2.4° 14447	2.5° 13717
1.0	0.08 0.09		6827	2.4° 3612	2.5° 3429
1.5	0.13 0.13		3034	2.4° 1605	2.5° 1524
2.0	0.17 0.17		1707	2.4° 903	2.5° 857
2.5	0.21 0.22		1092	2.4° 578	2.5° 549
3.0	0.25 0.26		759	2.4° 401	2.5° 381

Distance [m] Cone diameter [m] illuminance [lx]

— C0/C180 (Half-peak divergence: 5.0°)
 — C90/C270 (Half-peak divergence: 4.8°)

Clase de eficiencia energética

Este producto contiene una fuente de luz de clase de eficiencia energética F.

Características Luminotécnicas

Light Output Ratio (LOR)	63 %
Flujo luminoso (fuente)	174 lm
Flujo luminoso de luminaria	111 lm
Consumption	2,0 W
Rendimiento luminoso de las luminarias	55 lm/W
Temperatura de color	2700 K
Standard Deviation of Colour Matching	1/16 ANSI BIN
Índice de rendimientos cromático	80 Ra

Temperatura estándar del ambiente de servicio

-20 / +50°C

LED Life / Failure Ratio

L70 B10 C0 78400h

UGR

UGR axial	18.1
UGR transversal	18.1
X=4H Y=8H	S=0.25H
Reflection factor	70/50/20

OPTICAL

Óptica C0/C180	5°
Light distribution simmetry	Symmetrical