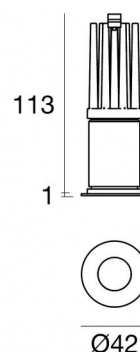




Downlights | 1 arrayLED 6.3 W DC 700 mA | CRI 90  
**C00049BBBMW**



35

Datos técnicos	
Posición de instalación	Techo
Ambiente de instalación	Interiores
Fuente de luz	LED
Circuit structure	arrayLED
Óptica	Medium Wide Flood
Light emission direction	downward
Potencia nominal	6.3 W DC
Flujo luminoso (fuente)	748 lm
Rango de voltaje de entrada	700mA
CCT / Tone	3000 K
Índice de rendimientos cromático	90 Ra
C.C. / C.V.	CC
Clase de aislamiento	3
IP	IP44
Test del hilo incandescente	850°
Montaje directo sobre superficies normalmente inflamables	Sí
CE	Sí
Driver incluido.	No
Artículo regulable	DALI - 1-10V
Orientabilidad	No
Basculación	No
Practicabilidad	No
Transitabilidad	No
Cable incluido.	Sí
Largo del cable	0.1 m
Resinado	No
Tipología de emisión luminosa	Una emisión
Peso neto	0.11 Kg
Protección descargas electrostáticas	No
Protección contra sobretensiones	No
Tecnología óptica	Honey comb

Acabado cuerpo	
Material	Aluminio 6026
Color	Negro
Elaboración	Recubrimiento en polvo

Acabado difusor	
Material	Policarbonato resistente a los rayos UV
Color	transparente

Acabado radiador	
Material	Aluminio fundido
Color	aluminio
Elaboración	Pulido

#### Electrónica

- 

**99147**  
 On/Off Driver 198~264V AC (3 - 3 art.)
- 

**99735**  
 Multi Power 198~264V AC / 180~275V DC (1 art.)
- 

**99733**  
 1-10V Multi Power 198~264V AC / 180~275V DC (1 art.)
- 

**83323**  
 Push and Simply Dim - DALI-2 Controller (1 art.)
- 

**C-E100016**  
 Push and Simply Dim - DALI-2 Controller (2 - 4 art.)

Downlights | 1 arrayLED 6.3 W DC 700 mA | CRI 90  
**C00049BBWMW**

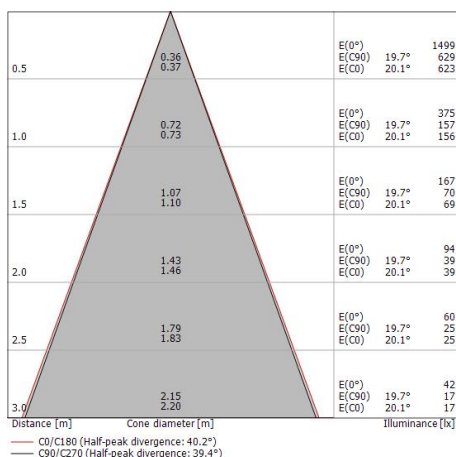
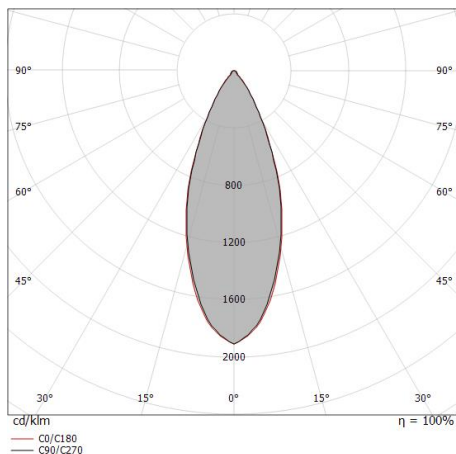
Single emission recessed downlights for indoor application. The warm white LED light source with a medium wide flood light distribution is composed of 1 arrayed LEDs with CCT of 3000 K and a CRI 90; the source luminous flux is 748 lm, with a 118.7 lm/W nominal luminous efficacy.

The device body is made of aluminium 6026 and features a black finish, processed by means of powder coating; the diffuser is made of uv resistant polycarbonate. The ingress protection degree is IP44; the total weight is of 0.11 kg. The power supply driver is not provided and is to be ordered separately.

The total absorbed power is 6.3 W. The power supply cable is included and features a 0.1 m length.

The device features protection class III and can be ceiling-mounted, with a 35 mm diameter hole (in plasterboard).

Compliant with the EN 60598-1 standard and its specific provisions.



### Clase de eficiencia energética

Este producto contiene una fuente de luz de clase de eficiencia energética F.

### Características Luminotécnicas

Light Output Ratio (LOR)	26 %
Flujo luminoso (fuente)	748 lm
Flujo luminoso de luminaria	197 lm
Consumption	6.5 W
Rendimiento luminoso de las luminarias	30 lm/W
Temperatura de color	3000 K
Standard Deviation of Colour Matching	3 Step MacAdam
Índice de rendimientos cromático	90 Ra

Temperatura estándar del ambiente de servicio -20 / +50°C

### LED Life / Failure Ratio

L70 B10 C0 134020h (at Tj 65 Ta 25 )

### UGR

UGR axial	19.5
UGR transversal	19.5
X=4H   Y=8H	S=0.25H
Reflection factor	70/50/20

### OPTICAL

Óptica C0/C180	39°
Light distribution simmetry	Symmetrical