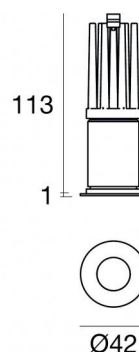




Downlights | 1 arrayLED 6.3 W DC 700 mA | CRI 90
C00048BBWSP



35

| Datos técnicos | |
|---|--------------|
| Posición de instalación | Techo |
| Ambiente de instalación | Interiores |
| Fuente de luz | LED |
| Circuit structure | arrayLED |
| Óptica | Spot |
| Light emission direction | downward |
| Potencia nominal | 6.3 W DC |
| Flujo luminoso (fuente) | 748 lm |
| Rango de voltaje de entrada | 700mA |
| CCT / Tone | 3000 K |
| Índice de rendimientos cromático | 90 Ra |
| C.C. / C.V. | CC |
| Clase de aislamiento | 3 |
| IP | IP44 |
| Test del hilo incandescente | 850° |
| Montaje directo sobre superficies normalmente inflamables | Sí |
| CE | Sí |
| Driver incluido. | No |
| Artículo regulable | DALI - 1-10V |
| Orientabilidad | No |
| Basculación | No |
| Practicabilidad | No |
| Transitabilidad | No |
| Cable incluido. | Sí |
| Largo del cable | 0.1 m |
| Resinado | No |
| Tipología de emisión luminosa | Una emisión |
| Peso neto | 0.11 Kg |
| Protección descargas electrostáticas | No |
| Protección contra sobretensiones | No |

| Acabado cuerpo | |
|----------------|------------------------|
| Material | Aluminio 6026 |
| Color | Negro |
| Elaboración | Recubrimiento en polvo |

| Acabado difusor | |
|-----------------|---|
| Material | Policarbonato resistente a los rayos UV |
| Color | transparente |

| Acabado radiador | |
|------------------|------------------|
| Material | Aluminio fundido |
| Color | aluminio |
| Elaboración | Pulido |

Electrónica



99147
On/Off Driver 198-264V AC (1 - 3 art.)



99735
Multi Power 198-264V AC / 180-275V DC (1 art.)



99733
1-10V Multi Power 198-264V AC / 180-275V DC (1 art.)



83323
Push and Simply Dim - DALI-2 Controller (1 art.)



C-E100016
Push and Simply Dim - DALI-2 Controller (1 - 3 art.)



Downlights | 1 arrayLED 6.3 W DC 700 mA | CRI 90 C00048BBWSP

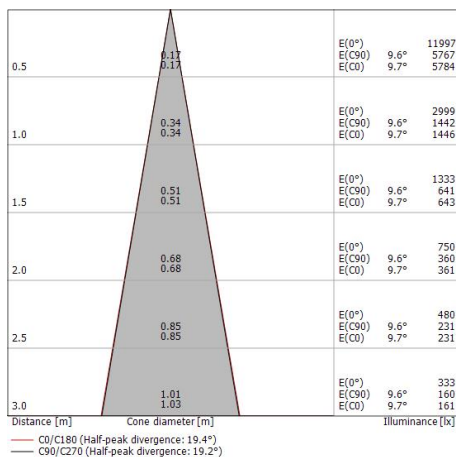
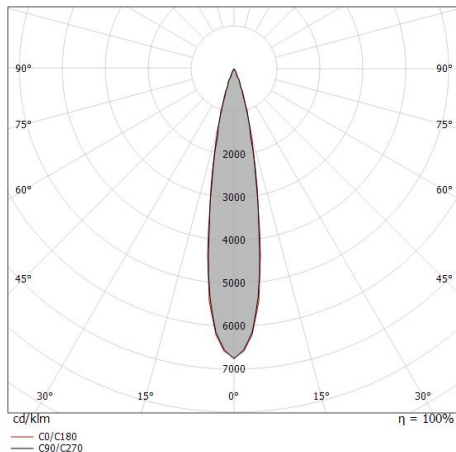
Single emission recessed downlights for indoor application. The warm white LED light source with a spot light distribution is composed of 1 arrayed LEDs with CCT of 3000 K and a CRI 90; the source luminous flux is 748 lm, with a 118.7 lm/W nominal luminous efficacy.

The device body is made of aluminium 6026 and features a black finish, processed by means of powder coating; the diffuser is made of uv resistant polycarbonate. The ingress protection degree is IP44; the total weight is of 0.11 kg. The power supply driver is not provided and is to be ordered separately.

The total absorbed power is 6.3 W. The power supply cable is included and features a 0.1 m length.

The device features protection class III and can be ceiling-mounted, with a 35 mm diameter hole (in plasterboard).

Compliant with the EN 60598-1 standard and its specific provisions.



Clase de eficiencia energética

Este producto contiene una fuente de luz de clase de eficiencia energética F.

Características Luminotécnicas

| | |
|--|----------------|
| Light Output Ratio (LOR) | 59 % |
| Flujo luminoso (fuente) | 748 lm |
| Flujo luminoso de luminaria | 445 lm |
| Consumption | 6.5 W |
| Rendimiento luminoso de las luminarias | 68 lm/W |
| Temperatura de color | 3000 K |
| Standard Deviation of Colour Matching | 3 Step MacAdam |
| Índice de rendimientos cromático | 90 Ra |

Temperatura estándar del ambiente de servicio -20 / +50°C

LED Life / Failure Ratio

L70 B10 C0 134020h (at Tj 65 Ta 25)

UGR

| | |
|-------------------|----------|
| UGR axial | 15.6 |
| UGR transversal | 15.6 |
| X=4H Y=8H | S=0.25H |
| Reflection factor | 70/50/20 |

OPTICAL

| | |
|-----------------------------|-------------|
| Óptica C0/C180 | 19° |
| Light distribution simmetry | Symmetrical |