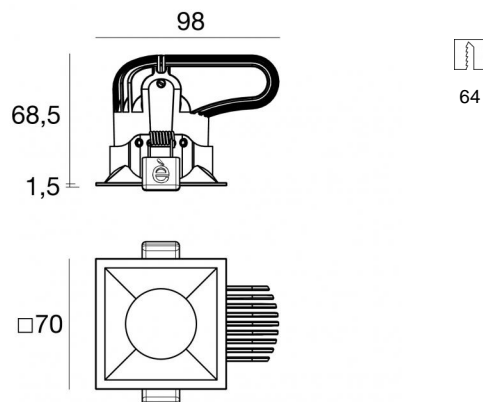


Downlights | 1 arrayLED 12.5 W DC 350 mA | CRI 90
91754W33



Datos técnicos	
Posición de instalación	Techo
Ambiente de instalación	Interiores
Fuente de luz	LED
Circuit structure	arrayLED
Óptica	Wide Flood + Aesthetic filter
Light emission direction	downward
Potencia nominal	12.5 W DC
Flujo luminoso (fuente)	1705 lm
Rango de voltaje de entrada	350mA
CCT / Tone	3000 K
Índice de rendimientos cromático	90 Ra
C.C. / C.V.	CC
Clase de aislamiento	3
IP	IP44
IP vano óptico	IP65
IK	IK08
Test del hilo incandescente	850°
Montaje directo sobre superficies normalmente inflamables	Sí
CE	Sí
Driver incluido.	No
Artículo regulable	DALI - 1-10V
Orientabilidad	No
Basculación	No
Practicabilidad	No
Transitabilidad	No
Cable incluido.	Sí
Largo del cable	0.300 m
Resinado	No
Tipología de emisión luminosa	Una emisión
Peso neto	0.26 Kg
Protección descargas electrostáticas	No
Protección contra sobretensiones	No

Acabado cuerpo

Material	Aluminio fundido EN AB - 46100
Color	Negro
Elaboración	Recubrimiento en polvo


Acabado difusor


Material	Policarbonato resistente a los rayos UV
Color	transparente

Acabado radiador

Material	Aluminio fundido EN AB - 46100
Color	aluminio
Elaboración	Pulido

Electrónica

	99115 1-10V - N/O button Multi Power 198-264V AC / 180-275V DC
---	---

	99375 On/Off Driver 198-264V AC
---	------------------------------------

	83322 Push and Simply Dim - DALI-2 Controller
---	--

Cables Electrificación

Cable connector	FEMALE JST SMR-02V-BC
-----------------	-----------------------

Cable connector	MALE JST SMR-02V-B
-----------------	--------------------



Downlights | 1 arrayLED 12.5 W DC 350 mA | CRI 90 91754W33

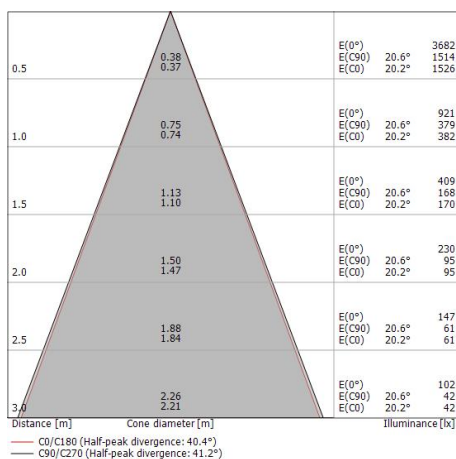
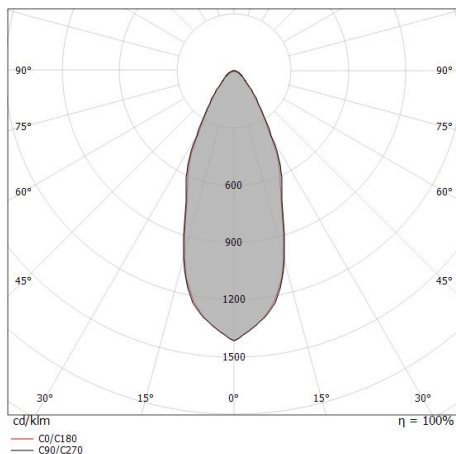
Single emission recessed downlights for indoor application. The warm white LED light source with a wide flood + aesthetic filter light distribution is composed of 1 arrayed LEDs with CCT of 3000 K and a CRI 90; the source luminous flux is 1705 lm, with a 136.4 lm/W nominal luminous efficacy.

The device body is made of die-cast aluminium en ab - 46100 and features a black finish, processed by means of powder coating; the diffuser is made of uv resistant polycarbonate. The ingress protection degree is IP44; the total weight is of 0.26 kg. The power supply driver is not provided and is to be ordered separately.

The total absorbed power is 12.5 W. The power supply cable is included and features a 0.300 m length.

The device features protection class III and can be ceiling-mounted, with a 64 x 64 mm hole (in plasterboard).

Compliant with the EN 60598-1 standard and its specific provisions.



Clase de eficiencia energética

Este producto contiene una fuente de luz de clase de eficiencia energética D.

Características Luminotécnicas

Light Output Ratio (LOR)	38 %
Flujo luminoso (fuente)	1705 lm
Flujo luminoso de luminaria	650 lm
Consumption	8 W
Rendimiento luminoso de las luminarias	81 lm/W
Temperatura de color	3000 K
Standard Deviation of Colour Matching	2 Step MacAdam
Índice de rendimientos cromático	90 Ra

Temperatura estándar del ambiente de servicio -20 / +50°C

Temperatura típica sobre el vidrio 40°C

LED Life / Failure Ratio

L70 B10 C0 296960h (at Tj 65 Ta 25)

UGR

UGR transversal	21.2
UGR axial	21.2
X=4H Y=8H	S=0.25H
Reflection factor	70/50/20

OPTICAL

Óptica C0/C180	40°
Light distribution simmetry	Symmetrical

Downlights | 1 arrayLED 12.5 W DC 350 mA | CRI 90 91754W33

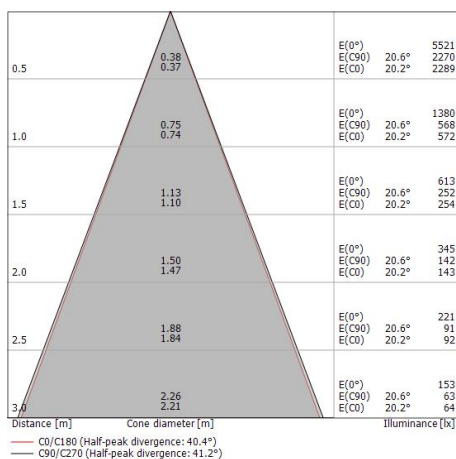
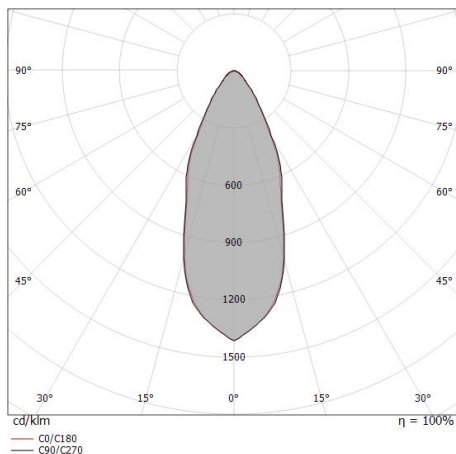
Single emission recessed downlights for indoor application. The warm white LED light source with a wide flood + aesthetic filter light distribution is composed of 1 arrayed LEDs with CCT of 3000 K and a CRI 90; the source luminous flux is 1705 lm, with a 136.4 lm/W nominal luminous efficacy.

The device body is made of die-cast aluminium en ab - 46100 and features a black finish, processed by means of powder coating; the diffuser is made of uv resistant polycarbonate. The ingress protection degree is IP44; the total weight is of 0.26 kg. The power supply driver is not provided and is to be ordered separately.

The total absorbed power is 12.5 W. The power supply cable is included and features a 0.300 m length.

The device features protection class III and can be ceiling-mounted, with a 64 x 64 mm hole (in plasterboard).

Compliant with the EN 60598-1 standard and its specific provisions.



Clase de eficiencia energética

Este producto contiene una fuente de luz de clase de eficiencia energética D.

Características Luminotécnicas

Light Output Ratio (LOR)	57 %
Flujo luminoso (fuente)	1705 lm
Flujo luminoso de luminaria	974 lm
Consumption	13 W
Rendimiento luminoso de las luminarias	74 lm/W
Temperatura de color	3000 K
Standard Deviation of Colour Matching	2 Step MacAdam
Índice de rendimientos cromático	90 Ra

Temperatura estándar del ambiente de servicio	-20 / +50°C
Temperatura típica sobre el vidrio	40°C

LED Life / Failure Ratio

L70 B10 C0 296960h (at Tj 65 Ta 25)

UGR

UGR transversal	22.6
UGR axial	22.6
X=4H Y=8H	S=0.25H
Reflection factor	70/50/20

OPTICAL

Óptica C0/C180	40°
Light distribution simmetry	Symmetrical