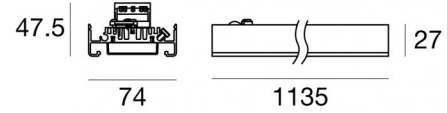


Trail_line 3 poles



Sistemas | 220-240 V | 120 topLED 42 W DC - 45 W AC | Modular | CRI 80
90925N69



Datos técnicos	
Posición de instalación	Techo
Ambiente de instalación	Interiores
Fuente de luz	LED
Circuit structure	topLED
Óptica	Double Asymmetric
Light emission direction	downward
Potencia nominal	42 W DC
Poder total	45 W
Flujo luminoso (fuente)	6186 lm
Tensión nominal de entrada	220 - 240 V AC
Rango de voltaje de entrada	220 - 240 V AC
Frequency	60 - 50 Hz
CCT / Tone	4000 K
Índice de rendimientos cromático	80 Ra
C.C. / C.V.	AC
Clase de aislamiento	1
IP	IP20
Test del hilo incandescente	650°
Montaje directo sobre superficies normalmente inflamables	Sí
CE	Sí
Driver incluido.	driver
Artículo regulable	No
Orientabilidad	No
Basculación	No
Practicabilidad	No
Transitabilidad	No
Cable incluido.	No
Resinado	No
Tipología de emisión luminosa	Una emisión
Peso neto	1.815 Kg
Modularity	Modular
Protección descargas electrostáticas	Sí
Protección contra sobretensiones	No

Acabado cuerpo	
Material	aluminio
Color	Blanco
Elaboración	Pintura

Acabado difusor	
Material	PMMA

Trail_line 3 poles



Sistemas | 220-240 V | 120 topLED 42 W DC - 45 W AC | Modular | CRI 80
90925N69

Single emission systems for indoor application. The natural white LED light source with a double asymmetric light distribution is composed of 120 topLED LEDs with CCT of 4000 K and a CRI 80; the source luminous flux is 6186 lm, with a 147.3 lm/W nominal luminous efficacy.

The device body is made of aluminium and features a white finish, processed by means of coating; the diffuser is made of pmma. The ingress protection degree is IP20; the total weight is of 1.815 kg.

The total absorbed power is 45 W.

The device features protection class I and can be ceiling-mounted.

Compliant with the EN 60598-1 standard and its specific provisions.

Clase de eficiencia energética

Este producto contiene 2 fuentes de luz de clase de eficiencia energética D.

Características Luminotécnicas

Light Output Ratio (LOR)	84 %
Flujo luminoso (fuente)	6186 lm
Flujo luminoso de luminaria	5236 lm
Consumption	45 W
Rendimiento luminoso de las luminarias	116 lm/W
Temperatura de color	4000 K
Standard Deviation of Colour Matching	3 Step MacAdam
Índice de rendimientos cromático	80 Ra
Temperatura de unión (luminaria)	80

Temperatura estándar del ambiente de servicio -20 / +50°C

LED Life / Failure Ratio

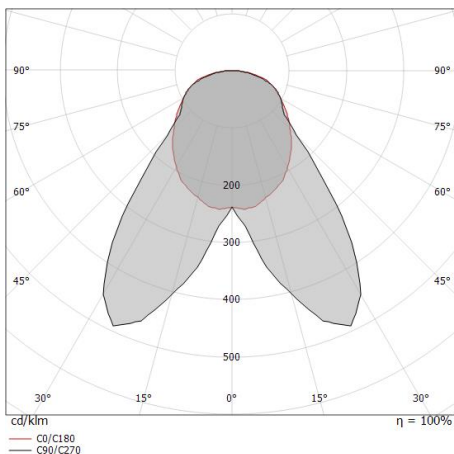
L70 B20 C0 36000h

UGR

UGR axial	25.9
UGR transversal	27.4
X=4H Y=8H	S=0.25H
Reflection factor	70/50/20

OPTICAL

Óptica C90/C270	80°
Óptica C0/C180	104°
Light distribution simmetry	Symmetrical 2 assis



Distance [m]	Cone diameter [m]	illuminance [lx]
0.5	0.84 1.28	E(0°) 4992 E(C90) 2330 E(C0) 590
1.0	1.68 2.57	E(0°) 1248 E(C90) 583 E(C0) 148
1.5	2.52 3.85	E(0°) 555 E(C90) 259 E(C0) 66
2.0	3.36 5.14	E(0°) 312 E(C90) 146 E(C0) 37
2.5	4.20 6.42	E(0°) 200 E(C90) 93 E(C0) 24
3.0	5.03 7.71	E(0°) 139 E(C90) 65 E(C0) 16


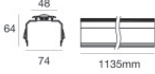

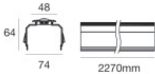

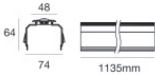

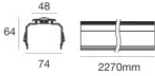

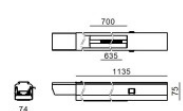





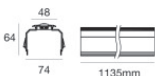
— C0/C180 (Half-peak divergence: 104.2°)
 — C90/C270 (Half-peak divergence: 80.0°)

Trail_line 3 poles



Sistemas | 220-240 V | 120 topLED 42 W DC - 45 W AC | Modular | CRI 80
90925N69

Components

		Trail Power module backbone 3 poles ON/OFF	Code <u>90911</u>
		Trail Power module backbone 3 poles ON/OFF - Sistemi	Code <u>90915</u>
		Trail standard backbone 3 poles ON/OFF	Code <u>90903</u>
		Trail standard backbone 3 poles ON/OFF	Code <u>90907</u>
		Trail Three-phase adapter - Sistemi	Code <u>90952</u>
		Trail Power Module backbone 7 poles ON/OFF DALI	Code <u>90913 - 90917</u>
		Trail standard backbone 7 poles ON/OFF-DALI	Code <u>90905 - 90909</u>
		Trail Auxiliary power backbone 7 poles ON/OFF	Code <u>90905E</u>

Trail_line 3 poles



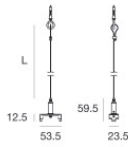
Sistemas | 220-240 V | 120 topLED 42 W DC - 45 W AC | Modular | CRI 80
90925N69

Components

Trail_line 3 poles

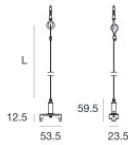


Trail_line 3 poles | Systems | Accessories
90925N69



Cables de suspensión

Code
90944



Cables de suspensión

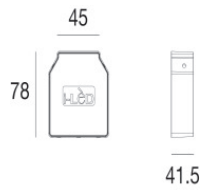
Code
90943



Soporte

L=53mm, H=13mm, D=23mm

Code
90945



Tapón

Material:aluminio, color:blanco RAL 9003, elaboración :Pintura.

Code
90946



Perfil

Material:aluminio, color:Blanco, elaboración :Pintura.

Code
90950