

Downlights - Uplights - Elementos lineales | 220-240 V AC /176-276 V DC | 3 x powerLED
 9.6 W DC - 11 W AC | CRI 80
83862M15

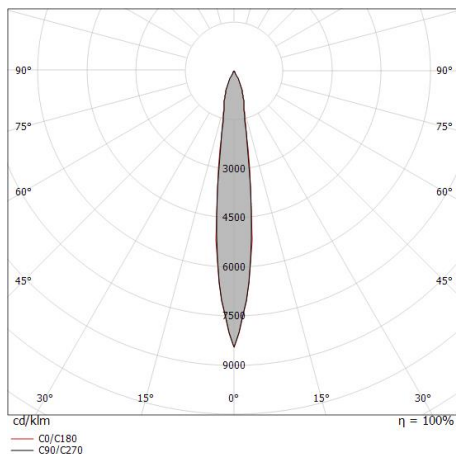
Single emission recessed downlights, recessed downlights, uplights, lines or lines for outdoor application. The super warm white LED light source with a spot light distribution is composed of 3 powered LEDs with CCT of 2700 K and a CRI 80; the source luminous flux is 1210 lm, with a 126.0 lm/W nominal luminous efficacy.

The device body is made of aluminium 6060 and features a black finish, processed by means of open pore anodizing + powder coating; the diffuser is made of extra clear glass with a silk-screening treatment; the diffuser is made of uv resistant polycarbonate. The ingress protection degree is IP67; the total weight is of 1.3 kg.

The total absorbed power is 11 W. The power supply cable is included and features a 0.5 m length.

The device features protection class II and can be wall lights, ceiling or floor-mounted with an outer casing, code 83123(for concrete or masonry).

Compliant with the EN 60598-1 standard and its specific provisions.



Distance [m]	Cone diameter [m]	Illuminance [lx]	E(0°)	E(C90)	E(C0)
0.5	0.12 0.12	20426	7.1°	10086	10126
1.0	0.25 0.25	5106	7.1°	2521	2531
1.5	0.37 0.38	2270	7.1°	1121	1125
2.0	0.50 0.51	1277	7.1°	630	633
2.5	0.62 0.63	817	7.1°	403	405
3.0	0.75 0.76	567	7.1°	280	281

— C0/C180 (Half-peak divergence: 14.4°)
 — C90/C270 (Half-peak divergence: 14.2°)

Clase de eficiencia energética

Este producto contiene 3 fuentes de luz de clase de eficiencia energética E.

Características Luminotécnicas

Light Output Ratio (LOR)	49 %
Flujo luminoso (fuente)	1210 lm
Flujo luminoso de luminaria	604 lm
Consumption	11 W
Rendimiento luminoso de las luminarias	54 lm/W
Temperatura de color	2700 K
Standard Deviation of Colour Matching	3 Step MacAdam
Índice de rendimientos cromático	80 Ra
Black Body Locus	On

Temperatura estándar del ambiente de servicio -20 / +50°C

Temperatura típica sobre el vidrio 50°C

LED Life / Failure Ratio

L70 B10 C0 247450h (at Tj 60 Ta 25)

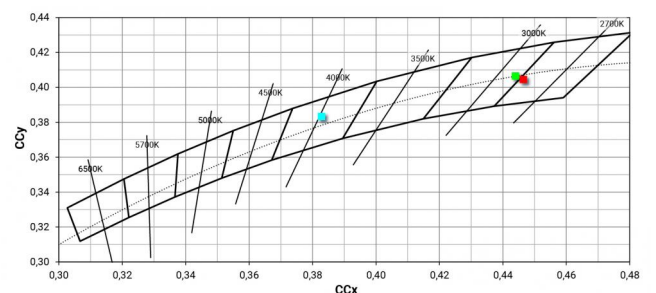
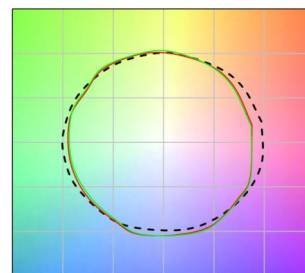
UGR

UGR axial	7.4
UGR transversal	7.3
X=4H Y=8H	S=0.25H
Reflection factor	70/50/20

OPTICAL

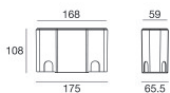
Óptica C0/C180	14°
Light distribution simmetry	Symmetrical

COLOR VECTOR GRAPHIC





Skin_F | Lines | Accessories
83862M15



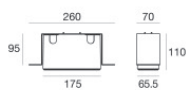
Caja de empotrar - Incluye llave de extracción

Tipo instalación: albañilería L=168mm, H=108mm, D=65.5mm.

Material:Plástico ABS, color:negro.

Code

83123



Caja de empotrar - Instalación en versión downlight - Incluye llave de extracción

posición de instalación: techo; tipo instalación: albañilería L=260mm, H=95mm, D=70mm

Code

83125