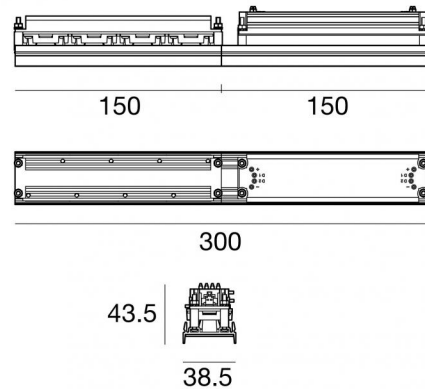




Sistemas - Elementos lineales
4 x powerLEDs 12 W DC 24 V | CRI 92
83720W60



Datos técnicos	
Ambiente de instalación	Interiores
Fuente de luz	LED
Circuit structure	powerLEDs
Óptica	Wide Flood
Light emission direction	downward
Potencia nominal	12 W DC
Flujo luminoso (fuente)	1281 lm
Rango de voltaje de entrada	24 V
CCT / Tone	3500 K
Índice de rendimientos cromático	92 Ra
C.C. / C.V.	CV
Clase de aislamiento	3
IP	IP40
Test del hilo incandescente	850°
Montaje directo sobre superficies normalmente inflamables	No
CE	Sí
Driver incluido.	No
C.V. - C.C. Converter	Convertidor 24V incluido
Artículo regulable	DALI
Orientabilidad	No
Basculación	No
Practicabilidad	No
Transitabilidad	No
Cable incluido.	Sí
Largo del cable	0.25 m
Resinado	No
Tipología de emisión luminosa	Una emisión
Peso neto	0.266 Kg
Protección descargas electrostáticas	No
Protección contra sobretensiones	No

Acabado cuerpo	
Material	Aluminio fundido EN AB - 46100
Color	Blanco
Elaboración	Recubrimiento en polvo

Acabado difusor	
Material	Policarbonato resistente a los rayos UV
Color	romo
Elaboración	Metalización

Cables Electrification	
Cable connector	Easy Plug

Sistemas - Elementos lineales | 4 x powerLEDs 12 W DC 24 V | CRI 92 83720W60

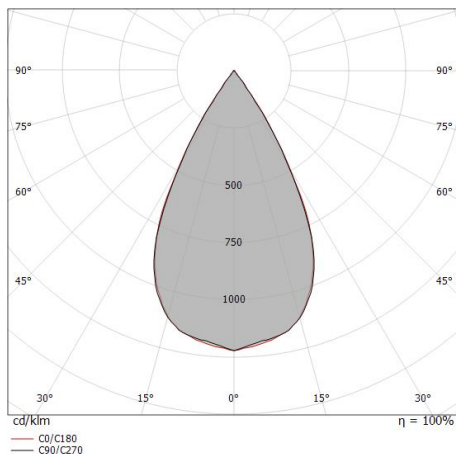
Single emission systems or lines for indoor application. The warm white LED light source with a wide flood light distribution is composed of 4 powerLED LEDs with CCT of 3500 K and a CRI 92; the source luminous flux is 1281 lm, with a 106.8 lm/W nominal luminous efficacy.

The device body is made of die-cast aluminium en ab - 46100 and features a white finish, processed by means of powder coating; the diffuser is made of uv resistant polycarbonate with a metallization treatment. The ingress protection degree is IP40; the total weight is of 0.266 kg.

The total absorbed power is 12 W. The power supply cable is included and features a 0.25 m length.

The device features protection class III.

Compliant with the EN 60598-1 standard and its specific provisions.



Distance [m]	Cone diameter [m]	illuminance [lx]
0.5	0.53 0.53	E(0°) 5302 E(C90) 1841 E(C0) 1827
1.0	1.06 1.07	E(0°) 1326 E(C90) 460 E(C0) 457
1.5	1.59 1.60	E(0°) 589 E(C90) 205 E(C0) 203
2.0	2.12 2.14	E(0°) 331 E(C90) 115 E(C0) 114
2.5	2.65 2.67	E(0°) 212 E(C90) 74 E(C0) 73
3.0	3.18 3.20	E(0°) 147 E(C90) 51 E(C0) 51

— C0/C180 (Half-peak divergence: 56.2°)
— C90/C270 (Half-peak divergence: 55.8°)

Clase de eficiencia energética

Este producto contiene una fuente de luz de clase de eficiencia energética F.

Características Luminotécnicas

Light Output Ratio (LOR)	84 %
Flujo luminoso (fuente)	1281 lm
Flujo luminoso de luminaria	1086 lm
Consumption	12 W
Rendimiento luminoso de las luminarias	90 lm/W
Temperatura de color	3500 K
Standard Deviation of Colour Matching	3 Step MacAdam
Índice de rendimientos cromático	92 Ra

Temperatura estándar del ambiente de servicio -20 / +50°C

LED Life / Failure Ratio

L70 B10 C0 250000h (at Tj 65 Ta 25)

UGR

UGR axial	18.1
UGR transversal	18.3
X=4H Y=8H	S=0.25H
Reflection factor	70/50/20


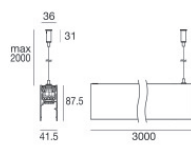

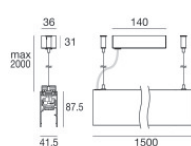
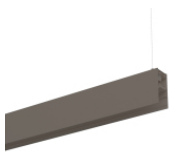
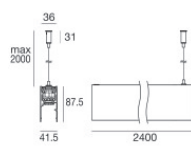
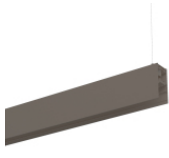
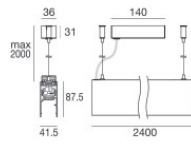








OPTICAL

Óptica C0/C180	56°
Light distribution simmetry	Symmetrical



Sistemas - Elementos lineales | 4 x powerLEDs 12 W DC 24 V | CRI 92
83720W60

Components

		Modus_MP Slave	<p style="text-align: right;">Code</p> <p>83786 - 83716 - 83718 - 83788 - 83787 - 83789 - 83717 - 83719</p>
		Modus_MP Master	<p style="text-align: right;">Code</p> <p>83783 - 83782 - 83785 - 83714 - 83712 - 83715 - 83784 - 83713</p>
		Modus_MP Slave Dynamic-White	<p style="text-align: right;">Code</p> <p>83797 - 83796 - 83798 - 83795 - 83847 - 83846 - 83849 - 83848</p>
		Modus_MP Master Dynamic-White	<p style="text-align: right;">Code</p> <p>83794 - 83793 - 83792 - 83791 - 83842 - 83845 - 83843 - 83844</p>
		Modus_MC Master	<p style="text-align: right;">Code</p> <p>C00166WHEZZ - C00167WHEZZ - C00168WHEZZ - C00169WHEZZ</p>
		Modus_MS Slave	<p style="text-align: right;">Code</p> <p>C00069BUEZZ - C00069WHEZZ - C00070BUEZZ - C00070WHEZZ - C00071BUEZZ - C00071WHEZZ - C00072BUEZZ - C00072WHEZZ</p>
		Modus_MC	<p style="text-align: right;">Code</p> <p>C00170WHEZZ - C00171WHEZZ - C00172WHEZZ - C00173WHEZZ</p>
		Modus_MS Master	<p style="text-align: right;">Code</p> <p>C00065BUEZZ - C00065WHEZZ - C00066BUEZZ - C00066WHEZZ - C00067BUEZZ - C00067WHEZZ - C00068BUEZZ - C00068WHEZZ</p>



Sistemas - Elementos lineales | 4 x powerLEDs 12 W DC 24 V | CRI 92
83720W60

Components
