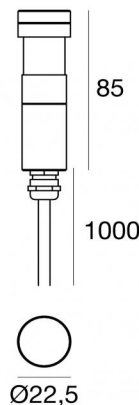


Uplights | 1 x powerLED 1.5 W DC 24 V | CRI 80
82700M00



| Datos técnicos | |
|---|--------------------------|
| Tipo | Practicable |
| Posición de instalación | Piso |
| Ambiente de instalación | Exteriores |
| Fuente de luz | LED |
| Circuit structure | powerLED |
| Óptica | Difusa |
| Light emission direction | upward |
| Potencia nominal | 1.5 W DC |
| Flujo luminoso (fuente) | 145 lm |
| Rango de voltaje de entrada | 24 V |
| CCT / Tone | 2700 K |
| Índice de rendimientos cromático | 80 Ra |
| C.C. / C.V. | CV |
| Clase de aislamiento | 3 |
| IP | IP68 |
| Restricciones de instalación | No para uso bajo el agua |
| IK | IK10 |
| Test del hilo incandescente | 850° |
| Montaje directo sobre superficies normalmente inflamables | Sí |
| CE | Sí |
| Driver incluido. | No |
| C.V. - C.C. Converter | Convertidor 24V incluido |
| Artículo regulable | No |
| Orientabilidad | No |
| Basculación | No |
| Practicabilidad | Sí |
| Transitabilidad | 2000 Kg |
| Cable incluido. | Sí |
| Largo del cable | 1 m |
| Resinado | Sí |
| Tipología de emisión luminosa | Una emisión |
| Peso neto | 0.089 Kg |
| Protección descargas electrostáticas | No |
| Protección contra sobretensiones | No |
| Características tecnológicas del producto | Acquastop - TVS |

Acabado cuerpo

| | |
|----------|----------------|
| Material | Acero AISI 316 |
| Color | acero |

Acabado difusor

| | |
|-------------|-------------------------------|
| Material | Vidrio extra claro - templado |
| Color | blanco |
| Elaboración | Serigrafía |

Electrónica



89488
On/Off Driver 190~250V AC / 180~275V DC 15 W (1 - 10 art.)



89179
On/Off Driver 198~264V AC 24 W (1 - 16 art.)



89359
On/Off Driver 198~264V AC / 180~275V DC 48 W (1 - 32 art.)



99331
On/Off Driver 198~264V AC / 176~275V DC 150 W (1 art.)



99660
DALI - 1-10V Controller 24V DC 216 W (1 art.)



C-E500023
DALI - 1-10V - Push and Simply Dim Controller 8~53V DC 576 W (1 art.)



Uplights | 1 x powerLED 1.5 W DC 24 V | CRI 80 82700M00

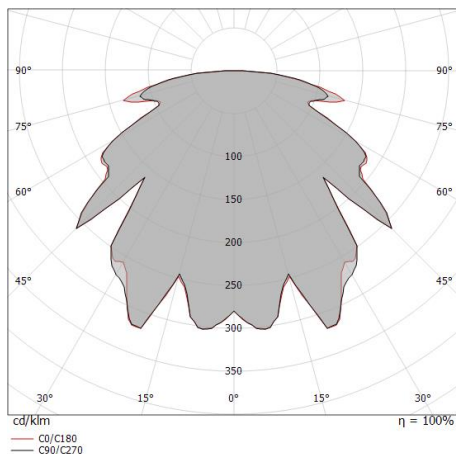
Single emission uplights for outdoor application. The super warm white LED light source with a diffused light distribution is composed of 1 powered LEDs with CCT of 2700 K and a CRI 80; the source luminous flux is 145 lm, with a 96.7 lm/W nominal luminous efficacy.

The device body is made of aisi 316 steel and features a steel finish; the diffuser is made of extra clear glass - tempered with a silk-screening treatment. The ingress protection degree is IP68; the total weight is of 0.089 kg.

The total absorbed power is 1.5 W. The power supply cable is included and features a 1 m length.

The device features protection class III and can be floor-mounted with an outer casing, code 83037(for concrete or masonry).

Compliant with the EN 60598-1 standard and its specific provisions.



| Distance [m] | Cone diameter [m] | illuminance [lx] |
|--------------|-------------------|--|
| 0.5 | 1.75 | $\frac{E(0^\circ)}{E(C0)}$ 60.2° 14 $\frac{E(C0)}{E(C270)}$ 1 |
| 1.0 | 3.49 | $\frac{E(0^\circ)}{E(C0)}$ 60.2° 3 $\frac{E(C0)}{E(C270)}$ 0 |
| 1.5 | 5.24 | $\frac{E(0^\circ)}{E(C0)}$ 60.2° 2 $\frac{E(C0)}{E(C270)}$ 0 |
| 2.0 | 6.98 | $\frac{E(0^\circ)}{E(C0)}$ 60.2° 1 $\frac{E(C0)}{E(C270)}$ 0 |
| 2.5 | 8.73 | $\frac{E(0^\circ)}{E(C0)}$ 60.2° 1 $\frac{E(C0)}{E(C270)}$ 0 |
| 3.0 | 10.48 | $\frac{E(0^\circ)}{E(C0)}$ 60.2° 0 $\frac{E(C0)}{E(C270)}$ 0 |

Distance [m] Cone diameter [m] Illuminance [lx]
— C0/C180 (Half-peak divergence: 120.4°)

Clase de eficiencia energética

Este producto contiene una fuente de luz de clase de eficiencia energética D.

Características Luminotécnicas

| | |
|---|-------------|
| Light Output Ratio (LOR) | 8 % |
| Flujo luminoso (fuente) | 145 lm |
| Flujo luminoso de luminaria | 13 lm |
| Consumption | 1,5 W |
| Rendimiento luminoso de las luminarias | 13 lm/W |
| Temperatura de color | 2700 K |
| Standard Deviation of Colour Matching | 1.5 Step |
| Índice de rendimientos cromático | 80 Ra |
| Temperatura estándar del ambiente de servicio | -20 / +50°C |
| Temperatura típica sobre el vidrio | 40°C |

LED Life / Failure Ratio

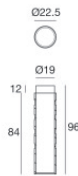
L70 B10 C0 361980h (at Tj 60 Ta 25)

UGR

| | |
|-------------------|----------|
| UGR axial | 26.9 |
| UGR transversal | 27 |
| X=4H Y=8H | S=0.25H |
| Reflection factor | 70/50/20 |

OPTICAL

| | |
|-----------------------------|-------------|
| Óptica C0/C180 | 120° |
| Light distribution simmetry | Symmetrical |



Caja de empotrar

posición de instalación: piso; tipo instalación: albañilería L=22.5mm, H=96mm, D=22.5mm.

Material:Plástico ABS, color:negro.

Code

99925



Caja de empotrar

posición de instalación: piso; tipo instalación: albañilería L=29mm, H=111mm, D=29mm.

Material:Plástico ABS, color:negro.

Code

83037