

Uplights | 1 arrayLED 8 W DC 220 mA | CRI 80 82675N30

Single emission uplights for outdoor application. The natural white LED light source is composed of 1 arrayed LEDs with CCT of 4000 K and a CRI 80; the source luminous flux is 1212 lm, with a 151.5 lm/W nominal luminous efficacy.

The device body is made of die-cast aluminium en ab - 46100 and features a black finish, processed by means of open pore anodizing + powder coating; the diffuser is made of extra clear glass - tempered with a silk-screening treatment. The ingress protection degree is IP68; the total weight is of 0.5 kg. The power supply driver is not provided and is to be ordered separately.

The total absorbed power is 8 W. The power supply cable is included and features a 1 m length.

The device features protection class III and can be floor-mounted with an outer casing, code 83039(for concrete or masonry).

Compliant with the EN 60598-1 standard and its specific provisions.

Clase de eficiencia energética

Este producto contiene una fuente de luz de clase de eficiencia energética E.

Características Luminotécnicas

Light Output Ratio (LOR)	63 %
Flujo luminoso (fuente)	1212 lm
Flujo luminoso de luminaria	768 lm
Consumption	8 W
Rendimiento luminoso de las luminarias	96 lm/W
Temperatura de color	4000 K
Standard Deviation of Colour Matching	2 Step MacAdam
Índice de rendimientos cromático	80 Ra
Temperatura estándar del ambiente de servicio	-20 / +50°C
Temperatura típica sobre el vidrio	40°C

LED Life / Failure Ratio

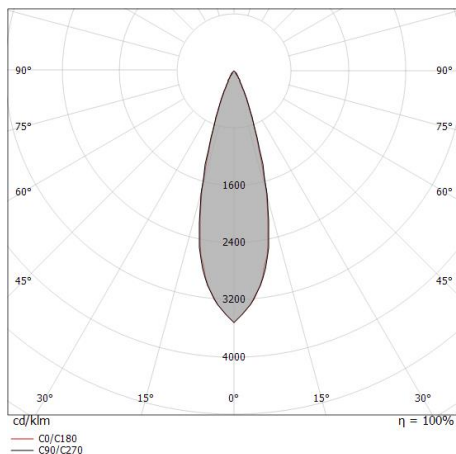
L70 B10 C0 252000h (at Tj 65 Ta 25)

UGR

UGR axial	8.9
UGR transversal	8.9
X=4H Y=8H	S=0.25H
Reflection factor	70/50/20

OPTICAL

Óptica C0/C180	29°
Light distribution simmetry	Symmetrical

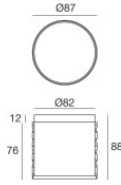



Distance [m]	Cone diameter [m]	illuminance [lx]
0.5	0.27 0.26	E(0°) 10678 E(C90) 15.0° 4851 E(C0) 14.7° 4873
1.0	0.54 0.52	E(0°) 2669 E(C90) 15.0° 1213 E(C0) 14.7° 1218
1.5	0.80 0.79	E(0°) 1186 E(C90) 15.0° 539 E(C0) 14.7° 541
2.0	1.07 1.05	E(0°) 667 E(C90) 15.0° 303 E(C0) 14.7° 305
2.5	1.34 1.31	E(0°) 427 E(C90) 15.0° 194 E(C0) 14.7° 195
3.0	1.61 1.57	E(0°) 297 E(C90) 15.0° 135 E(C0) 14.7° 135

— C0/C180 (Half-peak divergence: 29.4°)
— C90/C270 (Half-peak divergence: 30.0°)



Orma_FJ | Uplights | Accessories
82675N30



Caja de empotrar

posición de instalación: piso; tipo instalación: albañilería L=87mm, H=88mm, D=87mm.

Material:Plástico ABS, color:negro.

Code

99923



Caja de empotrar

posición de instalación: piso; tipo instalación: albañilería L=114mm, H=88mm, D=114mm.

Material:Plástico ABS, color:negro.

Code

83039