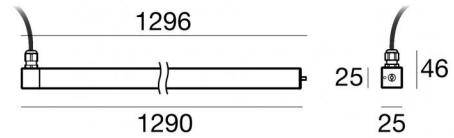




Sumergible | 228 topLED 20 W DC 12 V | CRI 80  
82652C30



| Datos técnicos                                            |                          |
|-----------------------------------------------------------|--------------------------|
| Tipo                                                      | Superficie               |
| Posición de instalación                                   | Pared                    |
| Ambiente de instalación                                   | Exteriores               |
| Fuente de luz                                             | LED                      |
| Circuit structure                                         | topLED                   |
| Óptica                                                    | Extra Wide Flood         |
| Light emission direction                                  | frontal                  |
| Potencia nominal                                          | 20 W DC                  |
| Flujo luminoso (fuente)                                   | 3076 lm                  |
| Rango de voltaje de entrada                               | 12V                      |
| CCT / Tone                                                | 6000 K                   |
| Índice de rendimientos cromático                          | 80 Ra                    |
| C.C. / C.V.                                               | CV                       |
| Clase de aislamiento                                      | 3                        |
| IP                                                        | IP68                     |
| Profundidad máxima de instalación                         | 25 m                     |
| IK                                                        | IK08                     |
| Test del hilo incandescente                               | 850°                     |
| Montaje directo sobre superficies normalmente inflamables | Sí                       |
| CE                                                        | Sí                       |
| Driver incluido.                                          | No                       |
| Artículo regulable                                        | DALI - 1-10V             |
| Orientabilidad                                            | Orientabile              |
| ángulo total (plano vertical)                             | 360 °                    |
| Basculación                                               | No                       |
| Practicabilidad                                           | No                       |
| Transitabilidad                                           | No                       |
| Cable incluido.                                           | Sí                       |
| Largo del cable                                           | 5 m                      |
| Resinado                                                  | Sí                       |
| Tipología de emisión luminosa                             | Una emisión              |
| Peso neto                                                 | 0.62 Kg                  |
| Protección descargas electrostáticas                      | No                       |
| Protección contra sobretensiones                          | No                       |
| Características tecnológicas del producto                 | Acquastop - UV Resistant |


### Acabado cuerpo


|          |                 |
|----------|-----------------|
| Material | Acero AISI 316L |
| Color    | acero           |


### Acabado difusor


|          |                                         |
|----------|-----------------------------------------|
| Material | Policarbonato resistente a los rayos UV |
| Color    | transparente                            |

### Electrónica

|                                                                                     |                                                                   |
|-------------------------------------------------------------------------------------|-------------------------------------------------------------------|
|  | 83010<br>On/Off Driver 90~264V AC / 127~370V DC 60 W (1 - 3 art.) |
|-------------------------------------------------------------------------------------|-------------------------------------------------------------------|

|                                                                                     |                                                                      |
|-------------------------------------------------------------------------------------|----------------------------------------------------------------------|
|  | 83015<br>DALI Controller 90~305V AC / 127~431V DC 120 W (1 - 6 art.) |
|-------------------------------------------------------------------------------------|----------------------------------------------------------------------|

|                                                                                     |                                                                     |
|-------------------------------------------------------------------------------------|---------------------------------------------------------------------|
|  | 83013<br>On/Off Driver 180~305V AC / 254~431V DC 120 W (1 - 6 art.) |
|-------------------------------------------------------------------------------------|---------------------------------------------------------------------|

|                                                                                     |                                                                     |
|-------------------------------------------------------------------------------------|---------------------------------------------------------------------|
|  | 83012<br>DALI Controller 90~305V AC / 127~431V DC 60 W (1 - 3 art.) |
|-------------------------------------------------------------------------------------|---------------------------------------------------------------------|

### Cables Electrification

|                 |    |
|-----------------|----|
| Cable connector | No |
|-----------------|----|



Sumergible | 228 topLED 20 W DC 12 V | CRI 80  
**82652C30**

Single emission submerged for outdoor application. The cold white LED light source with a extra wide flood light distribution is composed of 228 topped LEDs with CCT of 6000 K and a CRI 80; the source luminous flux is 3076 lm, with a 153.8 lm/W nominal luminous efficacy.

The device body is made of aisi 316l steel and features a steel finish; the diffuser is made of uv resistant polycarbonate. The ingress protection degree is IP68; the total weight is of 0.62 kg. The power supply driver is not provided and is to be ordered separately.

The total absorbed power is 20 W. The power supply cable is included and features a 5 m length.

The device features protection class III and can be wall lights-mounted with an outer casing, code 83023(for concrete or masonry).

Compliant with the EN 60598-1 standard and its specific provisions.

### Clase de eficiencia energética

Este producto contiene 4 fuentes de luz de clase de eficiencia energética D.

### Características Luminotécnicas

|                                        |                |
|----------------------------------------|----------------|
| Light Output Ratio (LOR)               | 84 %           |
| Flujo luminoso (fuente)                | 3076 lm        |
| Flujo luminoso de luminaria            | 2600 lm        |
| Consumption                            | 20 W           |
| Rendimiento luminoso de las luminarias | 130 lm/W       |
| Temperatura de color                   | 6000 K         |
| Standard Deviation of Colour Matching  | 3 Step MacAdam |
| Índice de rendimientos cromático       | 80 Ra          |

Temperatura estándar del ambiente de servicio -40 / +50°C

Temperatura típica sobre el vidrio 40°C

### LED Life / Failure Ratio

L70 B10 C0 145770h (at Tj 65 Ta 25 )

### UGR

UGR axial 25.8

UGR transversal 22.3

X=4H | Y=8H S=0.25H

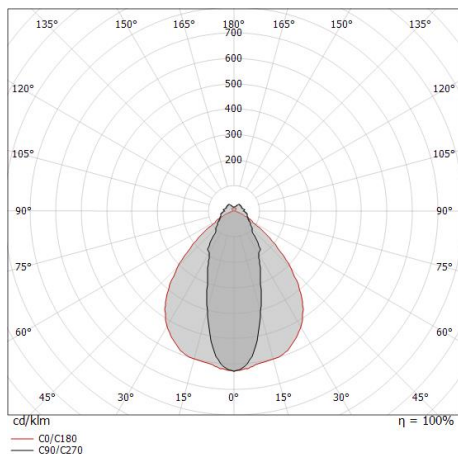
Reflection factor 70/50/20

### OPTICAL

Óptica C90/C270 39°

Óptica C0/C180 90°

Light distribution simmetry Symmetrical 2 assis



| Distance [m] | Cone diameter [m] | E(0°) | E(C90)        | E(C0)         | Iluminance [lx] |
|--------------|-------------------|-------|---------------|---------------|-----------------|
| 0.5          | 0.36<br>1.00      | 6526  | 19.6°<br>2729 | 45.0°<br>1154 |                 |
| 1.0          | 0.71<br>2.00      | 1632  | 19.6°<br>682  | 45.0°<br>289  |                 |
| 1.5          | 1.07<br>3.00      | 725   | 19.6°<br>303  | 45.0°<br>128  |                 |
| 2.0          | 1.42<br>4.00      | 408   | 19.6°<br>171  | 45.0°<br>72   |                 |
| 2.5          | 1.78<br>5.00      | 261   | 19.6°<br>109  | 45.0°<br>46   |                 |
| 3.0          | 2.14<br>6.00      | 181   | 19.6°<br>76   | 45.0°<br>32   |                 |

— C0/C180 (Half-peak divergence: 90.0°)  
 — C90/C270 (Half-peak divergence: 39.2°)



Conector - Conector gel 3 vías - IP68 Máx 3x1,5 mm<sup>2</sup>

**Code**  
98991



Conector - Conector de 3 vías - IP68 Min.3x0.5mm<sup>2</sup> / Max 3x1.5mm<sup>2</sup>

**Code**  
84893



Conector

**Code**  
89548

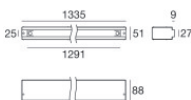


Soporte

posición de instalación: pared, techo, piso L=101.5mm, H=45mm, D=41.5mm.

Material:Acero AISI 316, color:acero.

**Finish**  
 **Code**  
83020



Caja de empotrar

posición de instalación: piso; tipo instalación: albañilería L=1335mm, H=88mm, D=51mm.

Material:Acero AISI 316, color:acero.

**Finish**  
 **Code**  
83023