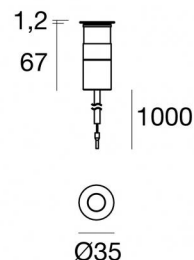




Uplights | 1 x powerLED 2 W DC 630 mA | CRI 80
82529N15



| Datos técnicos | |
|---|-------------------------------|
| Tipo | Transitable |
| Posición de instalación | Piso |
| Ambiente de instalación | Exteriores |
| Fuente de luz | LED |
| Circuit structure | powerLED |
| Óptica | Spot |
| Light emission direction | upward |
| Potencia nominal | 2 W DC |
| Flujo luminoso (fuente) | 266 lm |
| Rango de voltaje de entrada | 630mA |
| CCT / Tone | 4000 K |
| Índice de rendimientos cromático | 80 Ra |
| C.C. / C.V. | CC |
| Clase de aislamiento | 3 |
| IP | IP68 |
| Restricciones de instalación | No para uso bajo el agua |
| IK | IK09 |
| Test del hilo incandescente | 850° |
| Montaje directo sobre superficies normalmente inflamables | Sí |
| CE | Sí |
| Driver incluido. | No |
| Artículo regulable | DALI - 1-10V |
| Orientabilidad | No |
| Basculación | No |
| Practicabilidad | Sí |
| Transitabilidad | 2500 Kg |
| Cable incluido. | Sí |
| Largo del cable | 1 m |
| Resinado | Sí |
| Tipología de emisión luminosa | Una emisión |
| Peso neto | 0.15 Kg |
| Protección descargas electrostáticas | No |
| Protección contra sobretensiones | No |
| Tecnología óptica | Ottica arretrata low glare |
| Características tecnológicas del producto | Acquastop - TVS |


Acabado cuerpo

| | |
|-------------|--------------------|
| Material | Aluminio 6026 |
| Color | Aluminio Anodizado |
| Elaboración | Anodizado 20 µm |

Acabado brida

| | |
|----------|-------------|
| Material | Latón OT58 |
| Color | Latón crudo |

Electrónica



89420
On/Off Driver 198-264V AC / 176-275V DC (1 - 2 art.)



99186
On/Off Driver 198-264V AC (6 - 12 art.)



C-E200008
On/Off Driver 198-264V AC / 180-275V DC (3 - 6 art.)

Cables Electrification

| | |
|-----------------|----|
| Cable connector | No |
|-----------------|----|



Uplights | 1 x powerLED 2 W DC 630 mA | CRI 80
82529N15

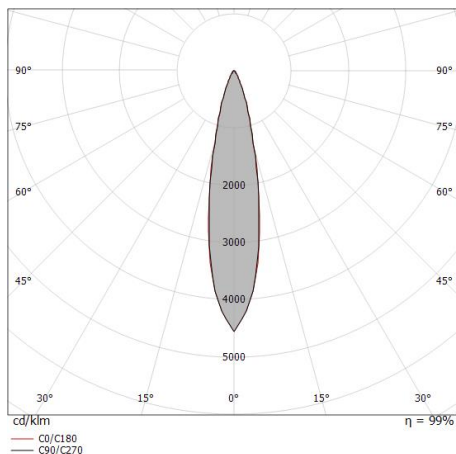
Single emission uplights for outdoor application. The natural white LED light source with a spot light distribution is composed of 1 powerLED LEDs with CCT of 4000 K and a CRI 80; the source luminous flux is 266 lm, with a 133.0 lm/W nominal luminous efficacy.

The device body is made of aluminium 6026 and features a anodised aluminum finish, processed by means of 20 µm anodizing. The ingress protection degree is IP68; the total weight is of 0.15 kg. The power supply driver is not provided and is to be ordered separately.

The total absorbed power is 2 W. The power supply cable is included and features a 1 m length.

The device features protection class III and can be floor-mounted with an outer casing, code 99684(for concrete or masonry).

Compliant with the EN 60598-1 standard and its specific provisions.



| Distance [m] | Cone diameter [m] | illuminance [lx] |
|--------------|-------------------|---|
| 0.5 | 0.19 0.19 | E(0°) 3067 E(C90) 1466 E(C0) 1459 |
| 1.0 | 0.38 0.39 | E(0°) 767 E(C90) 367 E(C0) 365 |
| 1.5 | 0.57 0.58 | E(0°) 341 E(C90) 163 E(C0) 162 |
| 2.0 | 0.76 0.76 | E(0°) 192 E(C90) 92 E(C0) 91 |
| 2.5 | 0.95 0.97 | E(0°) 123 E(C90) 59 E(C0) 58 |
| 3.0 | 1.14 1.17 | E(0°) 85 E(C90) 41 E(C0) 41 |

— C0/C180 (Half-peak divergence: 22.0°)
 — C90/C270 (Half-peak divergence: 21.6°)

Clase de eficiencia energética

Este producto contiene una fuente de luz de clase de eficiencia energética D.

Características Luminotécnicas

| | |
|--|----------|
| Light Output Ratio (LOR) | 63 % |
| Flujo luminoso (fuente) | 266 lm |
| Flujo luminoso de luminaria | 169 lm |
| Consumption | 2,0 W |
| Rendimiento luminoso de las luminarias | 84 lm/W |
| Temperatura de color | 4000 K |
| Standard Deviation of Colour Matching | 1.5 Step |
| Índice de rendimientos cromático | 80 Ra |

Temperatura estándar del ambiente de servicio -20 / +50°C

Temperatura típica sobre el vidrio 40°C

LED Life / Failure Ratio

L70 B10 C0 361980h (at Tj 60 Ta 25)

UGR

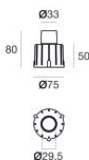
| | |
|-------------------|----------|
| UGR axial | 19.4 |
| UGR transversal | 19.4 |
| X=4H Y=8H | S=0.25H |
| Reflection factor | 70/50/20 |

OPTICAL

| | |
|-----------------------------|-------------|
| Óptica C0/C180 | 22° |
| Light distribution simmetry | Symmetrical |



Suelo_R Pro | Uplights | Accessories
82529N15



Caja de empotrar

posición de instalación: piso; tipo instalación: albañilería L=75mm, H=80mm, D=75mm.

Material:Plástico ABS, color:negro.

Code

99684