



Uplights | 1 arrayLED 12 W DC 350 mA | CRI 80 82462M30

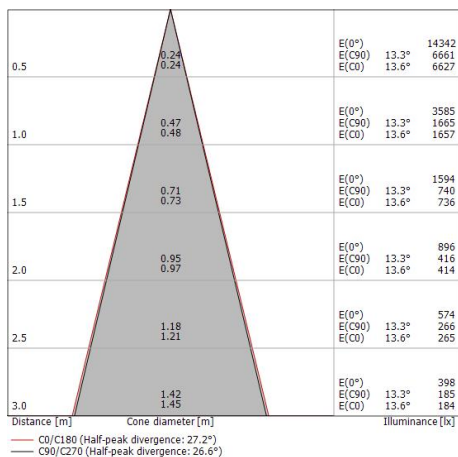
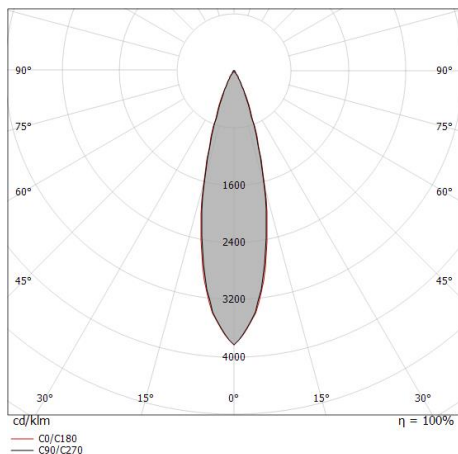
Single emission uplights for outdoor application. The super warm white LED light source with a flood light distribution is composed of 1 arrayed LEDs with CCT of 2700 K and a CRI 80; the source luminous flux is 1724 lm, with a 143.7 lm/W nominal luminous efficacy.

The device body is made of die-cast aluminium en ab - 46100 and features a black finish, processed by means of open pore anodizing + powder coating; the diffuser is made of extra clear glass - tempered with a silk-screening treatment. The ingress protection degree is IP68; the total weight is of 0.9 kg. The power supply driver is not provided and is to be ordered separately.

The total absorbed power is 12 W. The power supply cable is included and features a 1 m length.

The device features protection class III and can be floor-mounted with an outer casing, code 99857(for concrete or masonry).

Compliant with the EN 60598-1 standard and its specific provisions.



Clase de eficiencia energética

Este producto contiene una fuente de luz de clase de eficiencia energética E.

Características Luminotécnicas

Light Output Ratio (LOR)	54 %
Flujo luminoso (fuente)	1724 lm
Flujo luminoso de luminaria	936 lm
Consumption	12 W
Rendimiento luminoso de las luminarias	78 lm/W
Temperatura de color	2700 K
Standard Deviation of Colour Matching	2 Step MacAdam
Índice de rendimientos cromático	80 Ra
Gamut Area Index	52 GAI
Colour Rendering Index	19 R9
IES TM-30 Rf	85
IES TM-30 Rg	96
Black Body Locus	On
Temperatura estándar del ambiente de servicio	-20 / +50°C
Temperatura típica sobre el vidrio	40°C

LED Life / Failure Ratio

L70 B10 C0 296960h (at Tj 65 Ta 25)

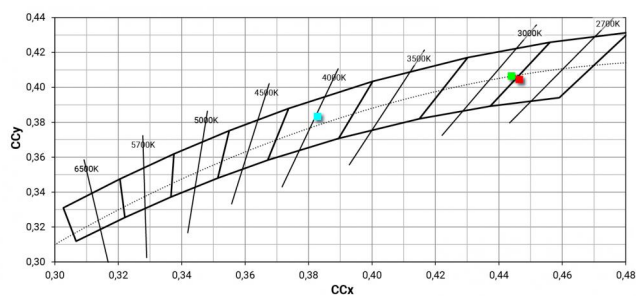
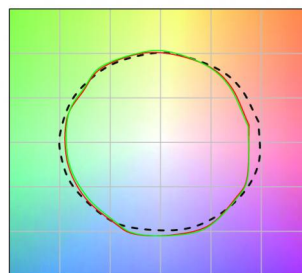
UGR

UGR axial	8.6
UGR transversal	8.9
X=4H Y=8H	S=0.25H
Reflection factor	70/50/20

OPTICAL

Óptica C0/C180	27°
Light distribution simmetry	Symmetrical

COLOR VECTOR GRAPHIC





		<p>Caja de empotrar posición de instalación: piso; tipo instalación: albañilería L=105mm, H=76mm, D=105mm. Material:Acero AISI 316, color:acero.</p>	<p>Finish Code 99564</p>
		<p>Caja de empotrar posición de instalación: piso; tipo instalación: albañilería L=154mm, H=76mm, D=154mm. Material:Plástico ABS, color:negro.</p>	<p>Code 99652</p>
		<p>Caja de empotrar posición de instalación: piso; tipo instalación: albañilería L=146mm, H=76mm, D=146mm. Material:Acero AISI 316, color:acero.</p>	<p>Finish Code 99857</p>