

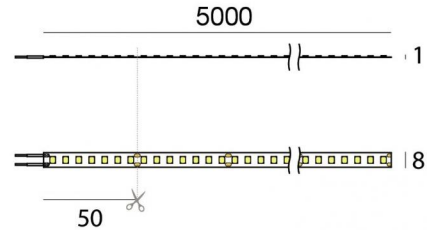


LED Strip | 700 topLED 48 W DC 24 V | 9.6 W/m
1176 Lm/m | CRI >90

82187



Datos técnicos	
Largo	5000 mm
Corte mínimo	50 mm
Posición de instalación	Pared - Techo
Ambiente de instalación	Interiores
Fuente de luz	LED
Circuit structure	topLED
Óptica	Difusa
Light emission direction	downward
Potencia nominal	48 W DC
Flujo luminoso (fuente)	5880 lm
Rango de voltaje de entrada	24V
CCT / Tone	3000 K
Índice de rendimientos cromático	>90 Ra
C.C. / C.V.	CV
Clase de aislamiento	3
IP	IP20
Test del hilo incandescente	650°
Montaje directo sobre superficies normalmente inflamables	Sí
CE	Sí
Driver incluido.	No
Artículo regulable	DALI - 1-10V
Orientabilidad	No
Basculación	No
Practicabilidad	No
Transitabilidad	No
Cable incluido.	Sí
Largo del cable	2x 0.3 m
Resinado	No
Tipología de emisión luminosa	Una emisión
Largo	5000 mm
Peso neto	0.09 Kg
Protección descargas electrostáticas	No
Protección contra sobretensiones	No



Acabado cuerpo

Color blanco

Electrónica

99331
On/Off Driver 198~264V AC / 176~275V DC 150 W (1 art.)

99332
1-10V Controller (1 - 3 art.)

99374
On/Off Driver 198~264V AC / 176~275V DC 75 W (1 art.)

83333
Push and Simply Dim - DALI-2 Controller (1 - 3 art.)

C-E400002
Push and Simply Dim - DALI-2 Controller (1 - 5 art.)

Cables Electrification

Longitud máxima de 300 mm



LED Strip | 700 topLED 48 W DC 24 V | 9.6 W/m | 1176 Lm/m | CRI >90
82187

Single emission led strip for indoor application. The warm white LED light source with a diffused light distribution is composed of 700 topLEDs with CCT of 3000 K and a CRI >90; the source luminous flux is 5880 lm, with a 122.5 lm/W nominal luminous efficacy.

The device body and features a white finish. The ingress protection degree is IP20; the total weight is of 0.09 kg. The power supply driver is not provided and is to be ordered separately.

The total absorbed power is 48 W. The power supply cable is included and features a 2x 0.3 m length.

The device features protection class III and can be wall lights or ceiling-mounted.

Compliant with the EN 60598-1 standard and its specific provisions.

Clase de eficiencia energética



Este producto contiene una fuente de luz de clase de eficiencia energética F.

Características Luminotécnicas

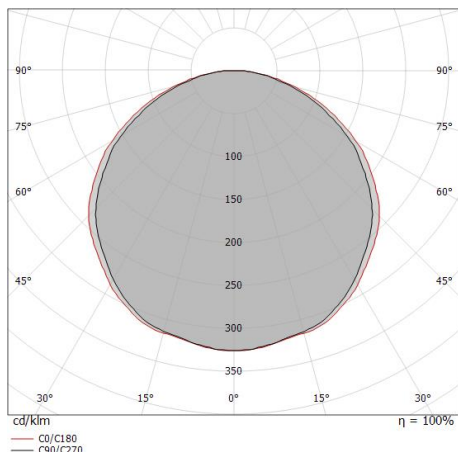
Light Output Ratio (LOR)	100 %
Flujo luminoso (fuente)	5880 lm
Flujo luminoso de luminaria	5880 lm
Consumption	47 W
Rendimiento luminoso de las luminarias	125 lm/W
Temperatura de color	3000 K
Standard Deviation of Colour Matching	3 Step MacAdam
Temperatura estándar del ambiente de servicio	-20 / +45°C

UGR

UGR axial	25.1
UGR transversal	28
X=4H Y=8H	S=0.25H
Reflection factor	70/50/20

OPTICAL

Óptica C90/C270	116°
Óptica C0/C180	120°
Light distribution symmetry	Symmetrical 2 axis



Distance [m]	Cone diameter [m]	illuminance [lx]
0.5	1.61 1.75	E(0°) 7675 E(C90) 567 E(C0) 472
1.0	3.21 3.49	E(0°) 1919 E(C90) 142 E(C0) 118
1.5	4.82 5.24	E(0°) 853 E(C90) 63 E(C0) 52
2.0	6.43 6.98	E(0°) 480 E(C90) 35 E(C0) 29
2.5	8.03 8.73	E(0°) 307 E(C90) 23 E(C0) 19
3.0	9.64 10.48	E(0°) 213 E(C90) 16 E(C0) 13

— C0/C180 (Half-peak divergence: 120.4°)
— C90/C270 (Half-peak divergence: 116.2°)

LED Strip | 700 topLED 48 W DC 24 V | 9.6 W/m | 1176 Lm/m | CRI >90

82187

Single emission led strip for indoor application. The warm white LED light source with a diffused light distribution is composed of 700 topLEDs with CCT of 3000 K and a CRI >90; the source luminous flux is 5880 lm, with a 122.5 lm/W nominal luminous efficacy.

The device body and features a white finish. The ingress protection degree is IP20; the total weight is of 0.09 kg. The power supply driver is not provided and is to be ordered separately.

The total absorbed power is 48 W. The power supply cable is included and features a 2x 0.3 m length.

The device features protection class III and can be wall lights or ceiling-mounted.

Compliant with the EN 60598-1 standard and its specific provisions.

Clase de eficiencia energética

Este producto contiene una fuente de luz de clase de eficiencia energética F.



Características Luminotécnicas

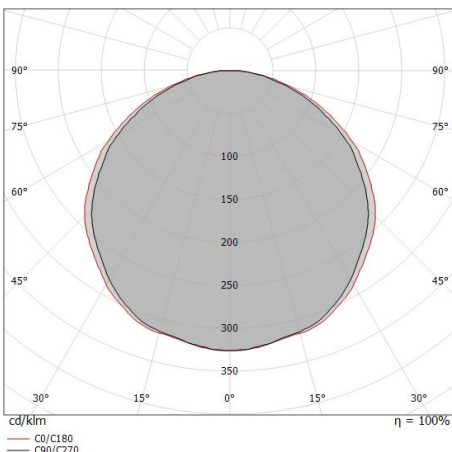
Light Output Ratio (LOR)	2 %
Flujo luminoso (fuente)	5880 lm
Flujo luminoso de luminaria	118 lm
Consumption	0,9 W
Rendimiento luminoso de las luminarias	INF lm/W
Temperatura de color	3000 K
Standard Deviation of Colour Matching	3 Step MacAdam
Temperatura estándar del ambiente de servicio	-20 / +45°C

UGR

UGR axial	25
UGR transversal	27.4
X=4H Y=8H	S=0.25H
Reflection factor	70/50/20

OPTICAL

Óptica C90/C270	116°
Óptica C0/C180	120°
Light distribution symmetry	Symmetrical 2 axis



Distance [m]	Cone diameter [m]	illuminance [lx]
0.5	1.61 1.75	E(0°) 153 E(C90) 11 E(C0) 9
1.0	3.21 3.49	E(0°) 38 E(C90) 3 E(C0) 2
1.5	4.82 5.24	E(0°) 17 E(C90) 1 E(C0) 1
2.0	6.43 6.98	E(0°) 10 E(C90) 1 E(C0) 1
2.5	8.03 8.73	E(0°) 6 E(C90) 0 E(C0) 0
3.0	9.64 10.48	E(0°) 4 E(C90) 0 E(C0) 0

— C0/C180 (Half-peak divergence: 120.4°)
— C90/C270 (Half-peak divergence: 116.2°)

LED Strip | 700 topLED 48 W DC 24 V | 9.6 W/m | 1176 Lm/m | CRI >90

82187

Single emission led strip for indoor application. The warm white LED light source with a diffused light distribution is composed of 700 topLEDs with CCT of 3000 K and a CRI >90; the source luminous flux is 5880 lm, with a 122.5 lm/W nominal luminous efficacy.

The device body and features a white finish. The ingress protection degree is IP20; the total weight is of 0.09 kg. The power supply driver is not provided and is to be ordered separately.

The total absorbed power is 48 W. The power supply cable is included and features a 2x 0.3 m length.

The device features protection class III and can be wall lights or ceiling-mounted.

Compliant with the EN 60598-1 standard and its specific provisions.

Clase de eficiencia energética



Este producto contiene una fuente de luz de clase de eficiencia energética F.

Características Luminotécnicas

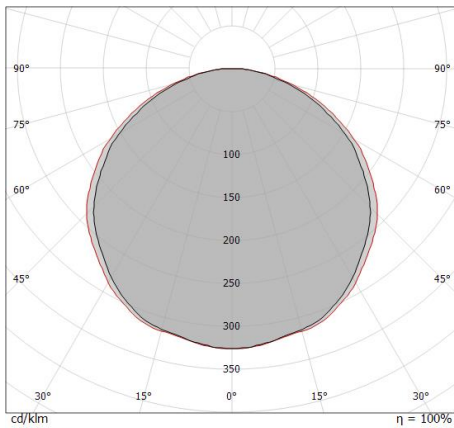
Light Output Ratio (LOR)	20 %
Flujo luminoso (fuente)	5880 lm
Flujo luminoso de luminaria	1176 lm
Consumption	9.5 W
Rendimiento luminoso de las luminarias	123 lm/W
Temperatura de color	3000 K
Standard Deviation of Colour Matching	3 Step MacAdam
Temperatura estándar del ambiente de servicio	-20 / +45°C

UGR

UGR axial	25.1
UGR transversal	28
X=4H Y=8H	S=0.25H
Reflection factor	70/50/20

OPTICAL

Óptica C90/C270	116°
Óptica C0/C180	120°
Light distribution symmetry	Symmetrical 2 axis



Distance [m]	Cone diameter [m]	illuminance [lx]
0.5	1.61 1.75	E(0°) 1535 E(C90) 58.1° 113 E(C0) 60.2° 94
1.0	3.21 3.49	E(0°) 384 E(C90) 58.1° 28 E(C0) 60.2° 24
1.5	4.82 5.24	E(0°) 171 E(C90) 58.1° 13 E(C0) 60.2° 10
2.0	6.43 6.98	E(0°) 96 E(C90) 58.1° 7 E(C0) 60.2° 6
2.5	8.03 8.73	E(0°) 61 E(C90) 58.1° 5 E(C0) 60.2° 4
3.0	9.64 10.48	E(0°) 43 E(C90) 58.1° 3 E(C0) 60.2° 3

— C0/C180 (Half-peak divergence: 120.4°)
— C90/C270 (Half-peak divergence: 116.2°)

Ribbon Plus



LED Strip | 700 topLED 48 W DC 24 V | 9.6 W/m | 1176 Lm/m | CRI >90
82187

Components

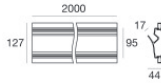
		LUNO_20/27 - Profili Modular	Code <u>C-K100017</u>
		LUNO_20/27	Code <u>C-K100018</u>
		Rive_17/16 - Profili Modular	Code <u>C-K100015</u>
		Rive_17/16 - Profili Modular	Code <u>C-K100016</u>
		Cela_18/18 - Profili Modular	Code <u>C-K100019</u>
		Cela_18/18 - Profili Modular	Code <u>C-K100020</u>
		Tabulo_35/14 - Profili Modular	Code <u>C-K100025</u>
		Fylo+ Recessed_2	Code <u>65006 - 65007</u>



LED Strip | 700 topLED 48 W DC 24 V | 9.6 W/m | 1176 Lm/m | CRI >90

82187

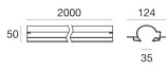

Components



Fylo+ Recessed_1

Code

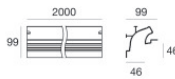
65027 - 65028



Fylo+ Recessed_4

Code

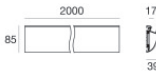
65009 - 65010



Fylo+ Recessed_5

Code

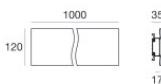

65012 - 65013



Fylo+ Surface_3

Code

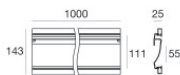
65021 - 65022



Fylo+ Surface_2

Code

65019 - 65018



Fylo+ Recessed_3

Code


65004 - 65003



Fylo+ Direct_1

Code

65181 - 65180



Fylo+ Surface_1

Code

65015 - 65016



LED Strip | 700 topLED 48 W DC 24 V | 9.6 W/m | 1176 Lm/m | CRI >90
82187

Components



Fylo+ Surface_4

















Code

65024 - 65025



		<p>Muelles para empotrar - 5 piezas</p>	<p>Code 98420</p>
		<p>Difusor Tipo de difusor: difusor opalino. Material:PC, color:opalino.</p>	<p>Finish Opaline Code 98395</p>
		<p>Difusor</p>	<p>Code 98941</p>
		<p>Difusor</p>	<p>Code 98942</p>
		<p>Difusor - difusor Opalino</p>	<p>Code 98943</p>
		<p>Difusor</p>	<p>Code 98898</p>
		<p>Difusor</p>	<p>Code 98899</p>
		<p>Difusor</p>	<p>Code 98900</p>



		Difusor		Code 98917
		Difusor		Code 98925
		Difusor Material:PC, color:negro.	Finish Black	Code 83132
		Difusor Material:PC, color:opalino.	Finish Opaline	Code C-K200001
		Difusor Material:PC, color:negro.	Finish Black	Code C-K200002
		Difusor Material:PC, color:opalino.	Finish Opaline	Code C-K200003
		Difusor Material:PC, color:negro.	Finish Black	Code C-K200004
		Difusor Material:PC, color:opalino.	Finish Opaline	Code C-K200005



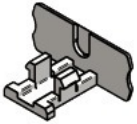
Difusor
Material:PC, color:opalino.

Finish
Opaline **Code**
C-K200007



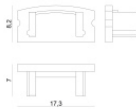
Difusor
Material:PC, color:negro.

Finish
Black **Code**
C-K200009



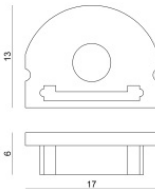
Tapón

Code
98418



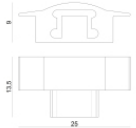
Tapón - Tapa de cierre
Material:PC, color:blanco.

Code
98892



Tapón

Code
98928



Tapón

Code
98896



Tapón

Code
98902



Tapón
Material:aluminio, color:pulido.

Code
98907



		<p>Tapón Material:PC, color:blanco.</p>	<p>Code <u>98922</u></p>
		<p>Tapón Material:PC, color:blanco.</p>	<p>Code <u>98918</u></p>
		<p>Tapón Material:PC, color:negro.</p>	<p>Code <u>83133</u></p>
		<p>Tapón Material:plástico, color:gris.</p>	<p>Code <u>C-V400023</u></p>
		<p>Tapón Material:plástico, color:gris.</p>	<p>Code <u>C-V400019</u></p>
		<p>Tapón Material:Plástico ABS, color:negro.</p>	<p>Code <u>C-V400020</u></p>
		<p>Tapón Material:plástico, color:gris.</p>	<p>Code <u>C-V400021</u></p>
		<p>Tapón Material:Plástico ABS, color:negro.</p>	<p>Code <u>C-V400022</u></p>



		<p>Tapón Material:plástico, color:gris.</p>	<p>Code <u>C-V400025</u></p>
		<p>Tapón Material:plástico, color:gris.</p>	<p>Code <u>C-V400027</u></p>
		<p>Tapón Material:plástico, color:gris.</p>	<p>Code <u>C-V400029</u></p>
		<p>Tapón Material:plástico, color:gris.</p>	<p>Code <u>C-V400031</u></p>
		<p>Tapón Material:plástico, color:gris.</p>	<p>Code <u>C-V400033</u></p>
		<p>Tapón Material:plástico, color:gris.</p>	<p>Code <u>C-V400035</u></p>
		<p>Tapón Material:Plástico ABS, color:negro.</p>	<p>Code <u>C-V400036</u></p>
		<p>Tapón Material:Plástico ABS, color:negro.</p>	<p>Code <u>C-V400038</u></p>



		<p>Tapón Material:plástico, color:gris.</p>	<p>Code C-V400037</p>
		<p>Tapón Material:plástico, color:gris.</p>	<p>Code C-V400041</p>
		<p>Soporte - Soporte de montaje L=19mm, H=8mm, D=9mm. Material:Hierro, color:zinc, elaboración :Lavado.</p>	<p>Code 98944</p>
		<p>Soporte L=9mm, H=8.8mm, D=21.8mm. Material:Hierro, color:pulido, elaboración :Lavado.</p>	<p>Code 98931</p>
		<p>Soporte L=22mm, H=21.5mm, D=16.4mm. Material:PC, color:transparente.</p>	<p>Finish Transp.</p> <p>Code 98904</p>
		<p>Soporte L=12mm, H=15mm, D=30mm. Material:PC, color:blanco.</p>	<p>Finish White</p> <p>Code 98901</p>
		<p>Perfil Material:Aluminio 6060, color:Aluminio Anodizado, elaboración :Anodizado 20 µm.</p>	<p>Code 98921</p>
		<p>Conector - Conector rápido para Ribbon Basic V2 8mm, Ribbon HD 8mm (no Ribbon COB) Largo 21,6 mm.</p>	<p>Code 83396</p>



	<p>Conector - Conector rápido para Ribbon Basic V2 8mm, Ribbon HD 8mm (no Ribbon COB) Largo 15,4 mm.</p>	<p>Code <u>83397</u></p>
	<p>Óptica Distribución de la luz: medium flood, Material de revestimiento: pc</p>	<p>Code <u>C-U100001</u></p>
	<p>Bolsa / Kit de fijación</p>	<p>Code <u>C-K100027</u></p>
	<p>Bolsa / Kit de fijación</p>	<p>Code <u>C-K100028</u></p>
	<p>Bolsa / Kit de fijación</p>	<p>Code <u>C-K100029</u></p>