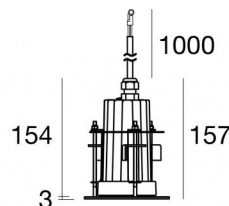




Downlights | 198-264 V
1 arrayLED 7.2 W DC - 8.5 W AC | CRI 80

81893M15



96



| Datos técnicos | |
|---|----------------|
| Posición de instalación | Techo |
| Ambiente de instalación | Exteriores |
| Fuente de luz | LED |
| Circuit structure | arrayLED |
| Óptica | Spot |
| Light emission direction | downward |
| Potencia nominal | 7.2 W DC |
| Poder total | 8.5 W |
| Flujo luminoso (fuente) | 1041 lm |
| Tensión nominal de entrada | 220 - 240 V AC |
| Rango de voltaje de entrada | 198 - 264 V AC |
| Frequency | 50 - 60 Hz |
| CCT / Tone | 2700 K |
| Índice de rendimientos cromático | 80 Ra |
| C.C. / C.V. | AC |
| Clase de aislamiento | 1 |
| IP | IP67 |
| IK | IK10 |
| Test del hilo incandescente | 850° |
| Montaje directo sobre superficies normalmente inflamables | Sí |
| CE | Sí |
| Driver incluido. | driver |
| Artículo regulable | No |
| Orientabilidad | No |
| Basculación | No |
| Practicabilidad | No |
| Transitabilidad | No |
| Cable incluido. | Sí |
| Largo del cable | 1 m |
| Resinado | Sí |
| Tipología de emisión luminosa | Una emisión |
| Peso neto | 1 Kg |
| Protección descargas electrostáticas | Sí |
| Protección contra sobretensiones | 1 KV |
| Características tecnológicas del producto | Acquastop |

Acabado cuerpo

| | |
|-------------|---|
| Material | Aluminio fundido EN AB - 46100 |
| Color | negro |
| Elaboración | Anodizado de poro abierto + pintado con polvo |

Acabado difusor

| | |
|----------|-------------------------------|
| Material | Vidrio extra claro - templado |
| Color | transparente |

Acabado brida

| | |
|-------------|---|
| Material | Aluminio 6026 |
| Color | Blanco |
| Elaboración | Anodizado de poro abierto + pintado con polvo |

Cables Electrification

| | |
|-----------------|----|
| Cable connector | No |
|-----------------|----|

Downlights | 198-264 V | 1 arrayLED 7.2 W DC - 8.5 W AC | CRI 80
81893M15

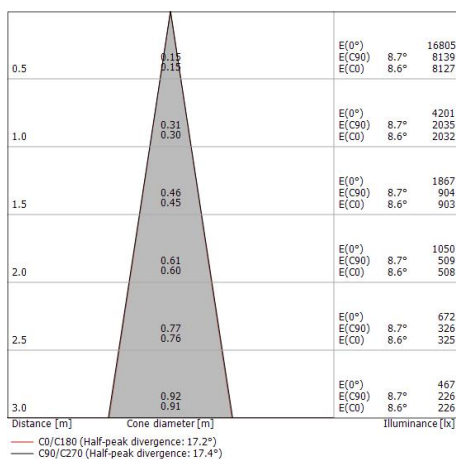
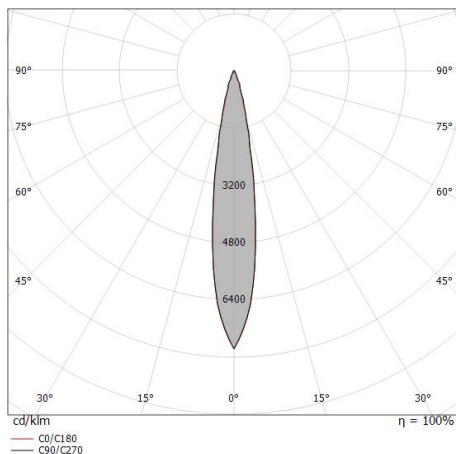
Single emission recessed downlights for outdoor application. The super warm white LED light source with a spot light distribution is composed of 1 arrayLEDs with CCT of 2700 K and a CRI 80; the source luminous flux is 1041 lm, with a 144.6 lm/W nominal luminous efficacy.

The device body is made of die-cast aluminium en ab - 46100 and features a black finish, processed by means of open pore anodizing + powder coating; the diffuser is made of extra clear glass - tempered. The ingress protection degree is IP67; the total weight is of 1 kg.

The total absorbed power is 8.5 W. The power supply cable is included and features a 1 m length.

The device features protection class I and can be ceiling-mounted, with a 96 mm diameter hole (in plasterboard) with an outer casing, code 99673(for concrete or masonry).

Compliant with the EN 60598-1 standard and its specific provisions.



Clase de eficiencia energética

Este producto contiene una fuente de luz de clase de eficiencia energética E.

Características Luminotécnicas

| | |
|--|----------------|
| Light Output Ratio (LOR) | 51 % |
| Flujo luminoso (fuente) | 1041 lm |
| Flujo luminoso de luminaria | 540 lm |
| Consumption | 8.5 W |
| Rendimiento luminoso de las luminarias | 63 lm/W |
| Temperatura de color | 2700 K |
| Standard Deviation of Colour Matching | 2 Step MacAdam |
| Índice de rendimientos cromático | 80 Ra |

| | |
|---|-------------|
| Temperatura estándar del ambiente de servicio | -20 / +50°C |
| Temperatura típica sobre el vidrio | 40°C |

LED Life / Failure Ratio

L70 B10 C0 252000h (at Tj 65 Ta 25)

UGR

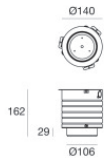
| | |
|-------------------|----------|
| UGR axial | 11 |
| UGR transversal | 10.8 |
| X=4H Y=8H | S=0.25H |
| Reflection factor | 70/50/20 |

OPTICAL

| | |
|-----------------------------|-------------|
| Óptica C0/C180 | 17° |
| Light distribution simmetry | Symmetrical |



Guardian | Downlights | Accessories
81893M15



Caja de empotrar

posición de instalación: techo; tipo instalación: albañilería .

Material:Gris.

Code

99673