

Elementos lineales | 220-240 V | 18 x powerLEDs 36.5 W DC - 41 W AC | CRI 80
81599W08

Single emission lines for outdoor application. The warm white LED light source with a narrow spot light distribution is composed of 18 powered LEDs with CCT of 3000 K and a CRI 80; the source luminous flux is 5436 lm, with a 148.9 lm/W nominal luminous efficacy.

The device body is made of aluminium 6060 and features a anodised black finish, processed by means of 15 µm anodizing; the diffuser is made of extra clear glass - tempered with a silk-screening treatment. The ingress protection degree is IP67; the total weight is of 4.8 kg.

The total absorbed power is 41 W. The power supply cable is included and features a 0.2 m length.

The device features protection class I and can be wall lights or floor-mounted with an outer casing, code 98673(for concrete or masonry).

Compliant with the EN 60598-1 standard and its specific provisions.

Clase de eficiencia energética	
Este producto contiene 4 fuentes de luz de clase de eficiencia energética D.	

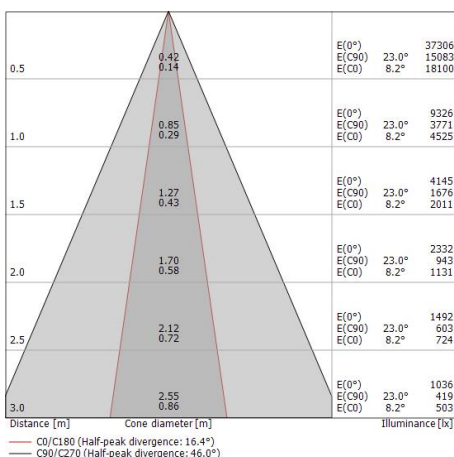
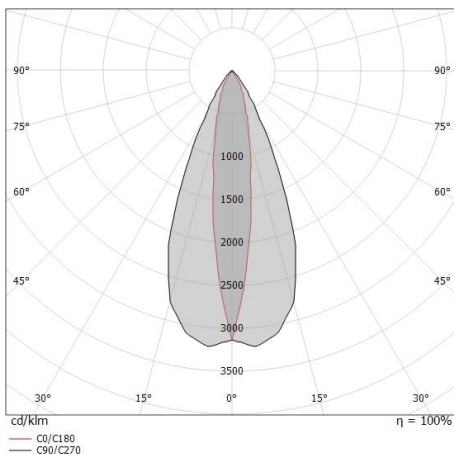
Características Luminotécnicas	
Light Output Ratio (LOR)	54 %
Flujo luminoso (fuente)	5436 lm
Flujo luminoso de luminaria	2977 lm
Consumption	41 W
Rendimiento luminoso de las luminarias	72 lm/W
Temperatura de color	3000 K
Standard Deviation of Colour Matching	1.5 Step
Índice de rendimientos cromático	80 Ra

Temperatura estándar del ambiente de servicio	-20 / +50°C
Temperatura típica sobre el vidrio	40°C


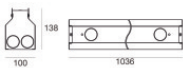





LED Life / Failure Ratio	
L70 B10 C0 361980h (at Tj 60 Ta 25)	

UGR	
UGR axial	15.3
UGR transversal	7.5
X=4H Y=8H	S=0.25H
Reflection factor	70/50/20

OPTICAL	
Óptica C90/C270	46°
Óptica C0/C180	16°
Light distribution simmetry	Symmetrical 2 assis





		Finish	Code
 	<p>Caja de empotrar posición de instalación: pared, piso; tipo instalación: albañilería L=1036mm, H=138.3mm, D=100.2mm. Material:Hierro, color:zinc, elaboración :Galvanizado.</p>	<p>Grey</p>	<p>98673</p>
	<p>Cable y conector Largo 5000 mm.</p>		<p>99822</p>
	<p>Cable y conector Largo 1000 mm.</p>		<p>99823</p>
	<p>Cable y conector Largo 5000 mm.</p>		<p>99824</p>
	<p>Cable y conector Largo 10000 mm.</p>		<p>99825</p>
	<p>Cable y conector Largo 1000 mm.</p>		<p>99826</p>