



Uplights | 1 x powerLED 4 W DC 350 mA | CRI 80 81205N60

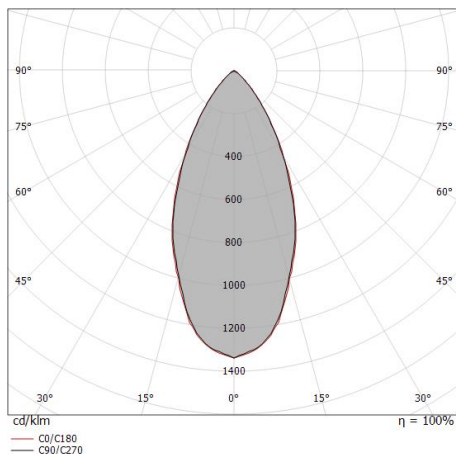
Single emission uplights for outdoor application. The natural white LED light source is composed of 1 powered LEDs with CCT of 4000 K and a CRI 80; the source luminous flux is 529 lm, with a 132.3 lm/W nominal luminous efficacy.

The device body is made of die-cast aluminium en ab - 46100 and features a black finish, processed by means of open pore anodizing + powder coating; the diffuser is made of extra clear glass - tempered. The ingress protection degree is IP68; the total weight is of 0.2 kg. The power supply driver is not provided and is to be ordered separately.

The total absorbed power is 4 W. The power supply cable is included and features a 1 m length.

The device features protection class III and can be floor-mounted with an outer casing, code 99855(for concrete or masonry).

Compliant with the EN 60598-1 standard and its specific provisions.



Distance [m]	Cone diameter [m]	illuminance [lx]
0.5	0.45 0.46	E(0°) 1728 E(C90) 657 E(C0) 650
1.0	0.90 0.92	E(0°) 432 E(C90) 164 E(C0) 163
1.5	1.35 1.37	E(0°) 192 E(C90) 73 E(C0) 72
2.0	1.80 1.83	E(0°) 108 E(C90) 41 E(C0) 41
2.5	2.25 2.29	E(0°) 69 E(C90) 26 E(C0) 26
3.0	2.70 2.75	E(0°) 48 E(C90) 18 E(C0) 18

— C0/C180 (Half-peak divergence: 49.2°)
— C90/C270 (Half-peak divergence: 48.4°)

Clase de eficiencia energética

Este producto contiene una fuente de luz de clase de eficiencia energética E.

Características Luminotécnicas

Light Output Ratio (LOR)	61 %
Flujo luminoso (fuente)	529 lm
Flujo luminoso de luminaria	324 lm
Consumption	4 W
Rendimiento luminoso de las luminarias	81 lm/W
Temperatura de color	4000 K
Standard Deviation of Colour Matching	3 Step MacAdam
Índice de rendimientos cromático	80 Ra

Temperatura estándar del ambiente de servicio -20 / +50°C

Temperatura típica sobre el vidrio 40°C

LED Life / Failure Ratio

L70 B10 C0 247450h (at Tj 60 Ta 25)

UGR

UGR axial	20
UGR transversal	19.9
X=4H Y=8H	S=0.25H
Reflection factor	70/50/20

OPTICAL

Óptica C0/C180	48°
Light distribution simmetry	Symmetrical



Caja de empotrar

posición de instalación: piso; tipo instalación: albañilería L=97mm, H=78mm, D=97mm.

Material:Acero AISI 316, color:acero.

Finish



Code

99560



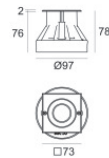

Caja de empotrar

posición de instalación: piso; tipo instalación: albañilería L=97mm, H=76mm, D=97mm.

Material:Plástico ABS, color:negro.

Code

99650



Caja de empotrar

posición de instalación: piso; tipo instalación: albañilería L=73mm, H=76mm, D=73mm.

Material:Acero AISI 316, color:acero.

Finish



Code

99855