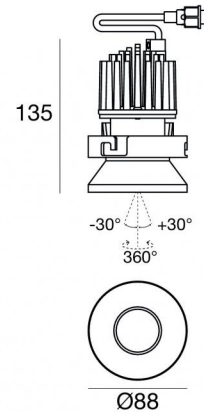




Downlights | 1 arrayLED 15 W DC 400 mA | CRI 90
80648W60



| Datos técnicos | |
|---|---------------|
| Tipo | Semiempotrado |
| Posición de instalación | Techo |
| Ambiente de instalación | Interiores |
| Fuente de luz | LED |
| Circuit structure | arrayLED |
| Óptica | Wide Flood |
| Light emission direction | downward |
| Potencia nominal | 15 W DC |
| Flujo luminoso (fuente) | 2318 lm |
| Rango de voltaje de entrada | 400mA |
| CCT / Tone | 3000 K |
| Índice de rendimientos cromático | 90 Ra |
| C.C. / C.V. | CC |
| Clase de aislamiento | 3 |
| IP | IP44 |
| IP vano óptico | IP65 |
| Test del hilo incandescente | 850° |
| Montaje directo sobre superficies normalmente inflamables | Sí |
| CE | Sí |
| Driver incluido. | No |
| Artículo regulable | DALI - 1-10V |
| Orientabilidad | No |
| Basculación | Sí |
| ángulo total (plano horizontal) | 360 ° |
| ángulo total (plano vertical) | 60 ° |
| Practicabilidad | No |
| Transitabilidad | No |
| Cable incluido. | Sí |
| Largo del cable | 0.370 m |
| Resinado | No |
| Tipología de emisión luminosa | Una emisión |
| Peso neto | 0.480 Kg |
| Protección descargas electrostáticas | No |
| Protección contra sobretensiones | No |
| Tecnología óptica | F.O.L. |

Acabado cuerpo

| | |
|-------------|------------------------|
| Material | Aluminio 6026 |
| Color | Blanco |
| Elaboración | Recubrimiento en polvo |


Acabado difusor


| | |
|----------|---|
| Material | Policarbonato resistente a los rayos UV |
| Color | transparente |

Acabado radiador

| | |
|-------------|--------------------------------|
| Material | Aluminio fundido EN AB - 46100 |
| Elaboración | Pulido |

Electrónica

 99740
Multi Power 198~264V AC / 180~275V DC (1 art.)

 99739
1-10V Multi Power 198~264V AC / 180~275V DC (1 art.)

 C-E100032
Push and Simply Dim - DALI-2 Controller (1 art.)

Cables Electrificación

| | |
|-----------------|--------------------|
| Cable connector | MALE JST SMR-02V-B |
|-----------------|--------------------|

Downlights | 1 arrayLED 15 W DC 400 mA | CRI 90 80648W60

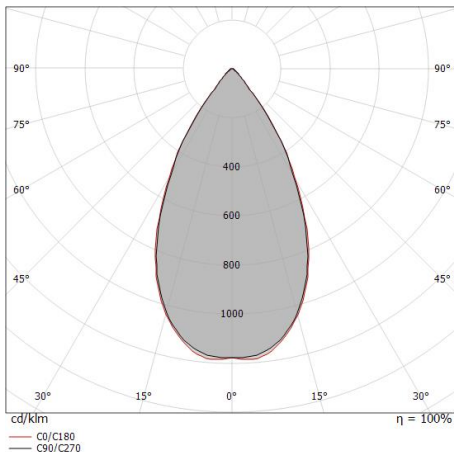
Single emission recessed downlights for indoor application. The warm white LED light source with a wide flood light distribution is composed of 1 arrayLEDs with CCT of 3000 K and a CRI 90; the source luminous flux is 2318 lm, with a 154.5 lm/W nominal luminous efficacy.

The device body is made of aluminium 6026 and features a white finish, processed by means of powder coating; the diffuser is made of uv resistant polycarbonate. The ingress protection degree is IP44; the total weight is of 0.480 kg. The power supply driver is not provided and is to be ordered separately.

The total absorbed power is 15 W. The power supply cable is included and features a 0.370 m length.

The device features protection class III and can be ceiling-mounted with an outer casing, code 98536(for concrete or masonry).

Compliant with the EN 60598-1 standard and its specific provisions.



| Distance [m] | Cone diameter [m] | Illuminance [lx] |
|--------------|-------------------|---|
| 0.5 | 0.53 | E(0°) 4850 E(C90) 1683 E(C0) 1686 |
| 1.0 | 1.06 | E(0°) 1213 E(C90) 421 E(C0) 421 |
| 1.5 | 1.58 | E(0°) 539 E(C90) 187 E(C0) 187 |
| 2.0 | 2.11 | E(0°) 303 E(C90) 105 E(C0) 105 |
| 2.5 | 2.64 | E(0°) 194 E(C90) 67 E(C0) 67 |
| 3.0 | 3.16 | E(0°) 135 E(C90) 47 E(C0) 47 |

— C0/C180 (Half-peak divergence: 56.0°)
— C90/C270 (Half-peak divergence: 55.6°)

Clase de eficiencia energética

Este producto contiene una fuente de luz de clase de eficiencia energética E.

Características Luminotécnicas

| | |
|---|----------------|
| Light Output Ratio (LOR) | 44 % |
| Flujo luminoso (fuente) | 2318 lm |
| Flujo luminoso de luminaria | 1029 lm |
| Consumption | 15 W |
| Rendimiento luminoso de las luminarias | 68 lm/W |
| Temperatura de color | 3000 K |
| Standard Deviation of Colour Matching | 2 Step MacAdam |
| Índice de rendimientos cromático | 90 Ra |
| Colour Rendering Index | 60 R9 |
| Black Body Locus | On |
| Temperatura estándar del ambiente de servicio | -20 / +50°C |
| Temperatura típica sobre el vidrio | 40°C |

LED Life / Failure Ratio

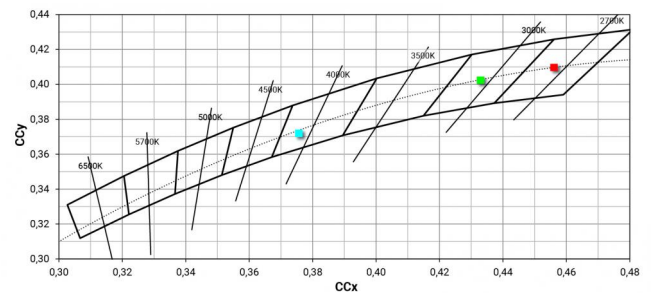
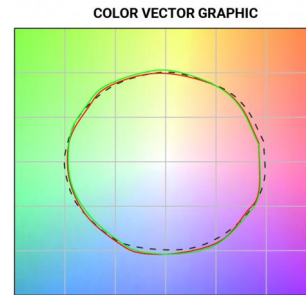
L70 B10 C0 252000h (at Tj 65 Ta 25)

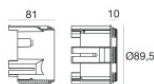
UGR

| | |
|-------------------|----------|
| UGR axial | 18.3 |
| UGR transversal | 18.4 |
| X=4H Y=8H | S=0.25H |
| Reflection factor | 70/50/20 |

OPTICAL

| | |
|----------------|-----|
| Óptica C0/C180 | 56° |
| Symmetrical | |





Caja de empotrar

posición de instalación: techo; tipo instalación: pladur L=105mm, H=81mm, D=105mm.

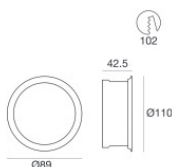
Material:ABS + fibra de vidrio 15%, color:blanco, elaboración :crudo.

Finish

White

Code

98500



Caja de empotrar

posición de instalación: techo; tipo instalación: pladur L=110mm, H=42.5mm, D=110mm.

Material:aluminio, color:blanco RAL 9003, elaboración :Pintura.

Finish

White

Code

98536