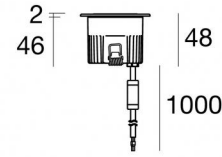


Uplights | 1 x powerLED 5 W DC 24 V | CRI 80
80587N30



Ø64

| Datos técnicos | |
|---|--------------------------|
| Tipo | Practicable |
| Posición de instalación | Piso |
| Ambiente de instalación | Exteriores |
| Fuente de luz | LED |
| Circuit structure | powerLED |
| Óptica | Medium Flood |
| Light emission direction | upward |
| Potencia nominal | 5 W DC |
| Flujo luminoso (fuente) | 529 lm |
| Rango de voltaje de entrada | 24 V |
| CCT / Tone | 4000 K |
| Índice de rendimientos cromático | 80 Ra |
| C.C. / C.V. | CV |
| Clase de aislamiento | 3 |
| IP | IP68 |
| Restricciones de instalación | No para uso bajo el agua |
| IK | IK10 |
| Test del hilo incandescente | 850° |
| Montaje directo sobre superficies normalmente inflamables | Sí |
| CE | Sí |
| Driver incluido. | No |
| C.V. - C.C. Converter | Convertidor 24V incluido |
| Artículo regulable | No |
| Orientabilidad | No |
| Basculación | No |
| Practicabilidad | Sí |
| Transitabilidad | 2000 Kg |
| Cable incluido. | Sí |
| Largo del cable | 1 m |
| Resinado | Sí |
| Tipología de emisión luminosa | Una emisión |
| Peso neto | 0.2 Kg |
| Protección descargas electrostáticas | No |
| Protección contra sobretensiones | No |
| Tecnología óptica | Dark light |
| Características tecnológicas del producto | Acquastop - TVS |

Acabado cuerpo

| | |
|-------------|---|
| Material | Aluminio fundido EN AB - 46100 |
| Color | negro |
| Elaboración | Anodizado de poro abierto + pintado con polvo |

Acabado difusor

| | |
|----------|-------------------------------|
| Material | Vidrio extra claro - templado |
| Color | transparente |

Acabado brida

| | |
|-------------|-----------------|
| Material | Acero AISI 316L |
| Color | acero |
| Elaboración | Cepillado |

Electrónica



89488
On/Off Driver 190~250V AC / 180~275V DC 15 W (1 - 2 art.)



89179
On/Off Driver 198~264V AC 24 W (1 - 4 art.)



89359
On/Off Driver 198~264V AC / 180~275V DC 48 W (1 - 9 art.)



99331
On/Off Driver 198~264V AC / 176~275V DC 150 W (1 - 30 art.)



99660
DALI - 1-10V Controller 24V DC 216 W (- art.)



C-E500023
DALI - 1-10V - Push and Simply Dim Controller 8~53V DC 576 W (- art.)

Cables Electrification with converter

| | |
|-----------------|----|
| Cable connector | No |
|-----------------|----|

Uplights | 1 x powerLED 5 W DC 24 V | CRI 80 80587N30

Single emission uplights for outdoor application. The natural white LED light source with a medium flood light distribution is composed of 1 powered LEDs with CCT of 4000 K and a CRI 80; the source luminous flux is 529 lm, with a 105.8 lm/W nominal luminous efficacy.

The device body is made of die-cast aluminium en ab - 46100 and features a black finish, processed by means of open pore anodizing + powder coating; the diffuser is made of extra clear glass - tempered. The ingress protection degree is IP68; the total weight is of 0.2 kg.

The total absorbed power is 5 W. The power supply cable is included and features a 1 m length.

The device features protection class III and can be floor-mounted with an outer casing, code 99650(for concrete or masonry).

Compliant with the EN 60598-1 standard and its specific provisions.

Clase de eficiencia energética

Este producto contiene una fuente de luz de clase de eficiencia energética E.

Características Luminotécnicas

| | |
|--|----------------|
| Light Output Ratio (LOR) | 39 % |
| Flujo luminoso (fuente) | 529 lm |
| Flujo luminoso de luminaria | 209 lm |
| Consumption | 5 W |
| Rendimiento luminoso de las luminarias | 41 lm/W |
| Temperatura de color | 4000 K |
| Standard Deviation of Colour Matching | 3 Step MacAdam |
| Índice de rendimientos cromático | 80 Ra |

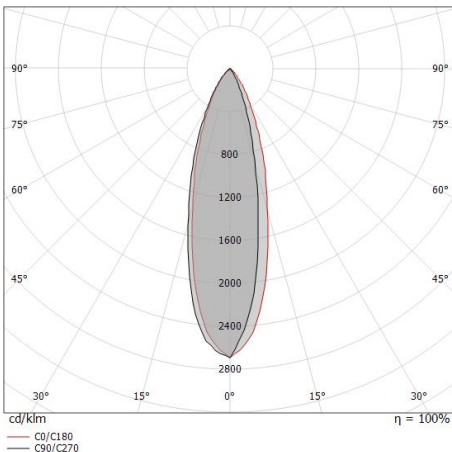
| | |
|---|-------------|
| Temperatura estándar del ambiente de servicio | -20 / +50°C |
| Temperatura típica sobre el vidrio | 40°C |

LED Life / Failure Ratio

L70 B10 C0 247450h (at Tj 60 Ta 25)

OPTICAL

| | |
|-----------------------------|--------------|
| Óptica C0/C180 | 30° |
| Light distribution symmetry | Asymmetrical |



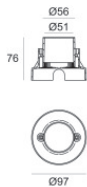
| Distance [m] | Cone diameter [m] | illuminance [lx] |
|--------------|-------------------|--------------------------|
| 0.5 | 0.27 | E(0°) 2240 E(C0) 1011 |
| 1.0 | 0.54 | E(0°) 560 E(C0) 253 |
| 1.5 | 0.80 | E(0°) 249 E(C0) 112 |
| 2.0 | 1.07 | E(0°) 140 E(C0) 63 |
| 2.5 | 1.34 | E(0°) 90 E(C0) 40 |
| 3.0 | 1.61 | E(0°) 62 E(C0) 28 |

Distance [m] Cone diameter [m] illuminance [lx]

— C0/C180 (Half-peak divergence: 30.0°)



Orma_I | Uplights | Accessories
80587N30



Caja de empotrar

posición de instalación: piso; tipo instalación: albañilería L=97mm, H=76mm, D=97mm.

Material:Plástico ABS, color:negro.

Code

99650