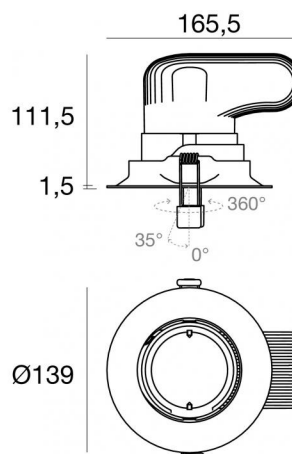




Downlights | 1 arrayLED 25 W DC 700 mA | CRI 90
80371W33



127

Datos técnicos	
Posición de instalación	Techo
Ambiente de instalación	Interiores
Fuente de luz	LED
Circuit structure	arrayLED
Óptica	Wide Flood + Aesthetic filter
Light emission direction	downward
Potencia nominal	25 W DC
Flujo luminoso (fuente)	4134 lm
Rango de voltaje de entrada	700mA
CCT / Tone	3000 K
Índice de rendimientos cromático	90 Ra
C.C. / C.V.	CC
Clase de aislamiento	3
IP	IP44
IP vano óptico	IP65
IK	IK08
Test del hilo incandescente	850°
Montaje directo sobre superficies normalmente inflamables	Sí
CE	Sí
Driver incluido.	No
Artículo regulable	DALI - 1-10V
Orientabilidad	No
Basculación	Sí
ángulo total (plano horizontal)	350 °
ángulo total (plano vertical)	35 °
Practicabilidad	No
Transitabilidad	No
Cable incluido.	Sí
Largo del cable	0.300 m
Resinado	No
Tipología de emisión luminosa	Una emisión
Peso neto	0.650 Kg
Protección descargas electrostáticas	No
Protección contra sobretensiones	No

Acabado cuerpo

Material	Aluminio fundido EN AB - 46100
Color	Negro
Elaboración	Recubrimiento en polvo

Acabado difusor

Material	Policarbonato resistente a los rayos UV
Color	transparente

Acabado radiador

Material	Aluminio fundido EN AB - 46100
Color	aluminio
Elaboración	Pulido

Electrónica



99112
On/Off Driver 198-264V AC (1 art.)



83066
1-10V - Push and Simply Dim - DALI-2 Controller (1 art.)



C-E100031
DALI - Push and Simply Dim Multi Power 198-264V AC / 180-275V DC (1 art.)

Cables Electrificación

Cable connector	Male Easy plug
IP (locked condition)	66

Downlights | 1 arrayLED 25 W DC 700 mA | CRI 90 80371W33

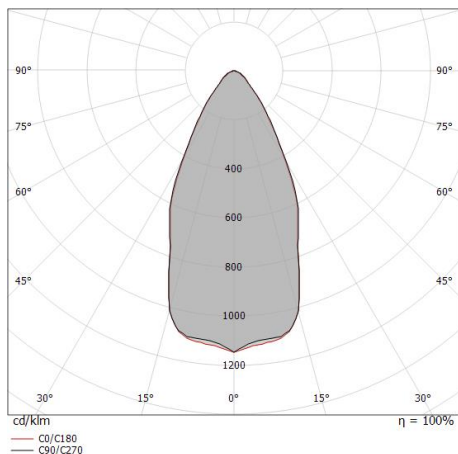
Single emission recessed downlights for indoor application. The warm white LED light source with a wide flood + aesthetic filter light distribution is composed of 1 arrayed LEDs with CCT of 3000 K and a CRI 90; the source luminous flux is 4134 lm, with a 165.4 lm/W nominal luminous efficacy.

The device body is made of die-cast aluminium en ab - 46100 and features a black finish, processed by means of powder coating; the diffuser is made of uv resistant polycarbonate. The ingress protection degree is IP44; the total weight is of 0.650 kg. The power supply driver is not provided and is to be ordered separately.

The total absorbed power is 25 W. The power supply cable is included and features a 0.300 m length.

The device features protection class III and can be ceiling-mounted, with a 127 mm diameter hole (in plasterboard).

Compliant with the EN 60598-1 standard and its specific provisions.



Distance [m]	Cone diameter [m]	illuminance [lx]
0.5	0.49 0.49	E(0°) 7769 E(C90) 26.2° 2822 E(C0) 26.0° 2827
1.0	0.98 0.98	E(0°) 1942 E(C90) 26.2° 705 E(C0) 26.0° 707
1.5	1.48 1.46	E(0°) 863 E(C90) 26.2° 314 E(C0) 26.0° 314
2.0	1.97 1.85	E(0°) 486 E(C90) 26.2° 176 E(C0) 26.0° 177
2.5	2.46 2.44	E(0°) 311 E(C90) 26.2° 113 E(C0) 26.0° 113
3.0	2.95 2.93	E(0°) 216 E(C90) 26.2° 78 E(C0) 26.0° 79

— C0/C180 (Half-peak divergence: 52.0°)
— C90/C270 (Half-peak divergence: 52.4°)

Clase de eficiencia energética

Este producto contiene una fuente de luz de clase de eficiencia energética E.

Características Luminotécnicas

Light Output Ratio (LOR)	41 %
Flujo luminoso (fuente)	4134 lm
Flujo luminoso de luminaria	1695 lm
Consumption	18 W
Rendimiento luminoso de las luminarias	94 lm/W
Temperatura de color	3000 K
Standard Deviation of Colour Matching	2 Step MacAdam
Índice de rendimientos cromático	90 Ra

Temperatura estándar del ambiente de servicio	-20 / +50°C
Temperatura típica sobre el vidrio	40°C

LED Life / Failure Ratio

L70 B10 C0 252000h (at Tj 65 Ta 25)

UGR

UGR transversal	22.5
UGR axial	22.5
X=4H Y=8H	S=0.25H
Reflection factor	70/50/20

OPTICAL

Óptica C0/C180	52°
Light distribution simmetry	Symmetrical

Downlights | 1 arrayLED 25 W DC 700 mA | CRI 90

80371W33

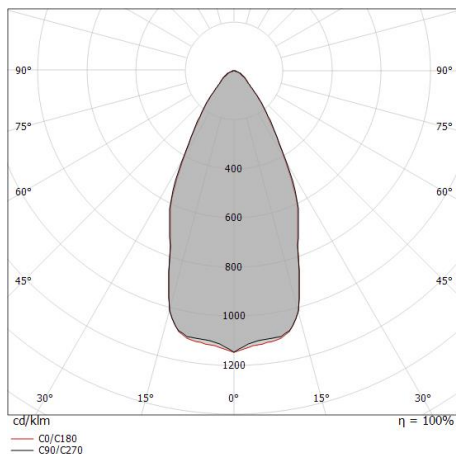
Single emission recessed downlights for indoor application. The warm white LED light source with a wide flood + aesthetic filter light distribution is composed of 1 arrayed LEDs with CCT of 3000 K and a CRI 90; the source luminous flux is 4134 lm, with a 165.4 lm/W nominal luminous efficacy.

The device body is made of die-cast aluminium en ab - 46100 and features a black finish, processed by means of powder coating; the diffuser is made of uv resistant polycarbonate. The ingress protection degree is IP44; the total weight is of 0.650 kg. The power supply driver is not provided and is to be ordered separately.

The total absorbed power is 25 W. The power supply cable is included and features a 0.300 m length.

The device features protection class III and can be ceiling-mounted, with a 127 mm diameter hole (in plasterboard).

Compliant with the EN 60598-1 standard and its specific provisions.



Distance [m]	Cone diameter [m]	illuminance [lx]
0.5	0.49 0.49	E(0°) 10400 E(C90) 26.2° 3777 E(C0) 26.0° 3785
1.0	0.98 0.98	E(0°) 2600 E(C90) 26.2° 944 E(C0) 26.0° 946
1.5	1.48 1.46	E(0°) 1156 E(C90) 26.2° 420 E(C0) 26.0° 421
2.0	1.97 1.85	E(0°) 650 E(C90) 26.2° 236 E(C0) 26.0° 237
2.5	2.46 2.44	E(0°) 416 E(C90) 26.2° 151 E(C0) 26.0° 151
3.0	2.95 2.93	E(0°) 289 E(C90) 26.2° 105 E(C0) 26.0° 105

— C0/C180 (Half-peak divergence: 52.0°)
— C90/C270 (Half-peak divergence: 52.4°)

Clase de eficiencia energética

Este producto contiene una fuente de luz de clase de eficiencia energética E.

Características Luminotécnicas

Light Output Ratio (LOR)	54 %
Flujo luminoso (fuente)	4134 lm
Flujo luminoso de luminaria	2269 lm
Consumption	25 W
Rendimiento luminoso de las luminarias	90 lm/W
Temperatura de color	3000 K
Standard Deviation of Colour Matching	2 Step MacAdam
Índice de rendimientos cromático	90 Ra

Temperatura estándar del ambiente de servicio	-20 / +50°C
Temperatura típica sobre el vidrio	40°C

LED Life / Failure Ratio

L70 B10 C0 252000h (at Tj 65 Ta 25)

UGR

UGR transversal	23.5
UGR axial	23.5
X=4H Y=8H	S=0.25H
Reflection factor	70/50/20

OPTICAL

Óptica C0/C180	52°
Light distribution simmetry	Symmetrical