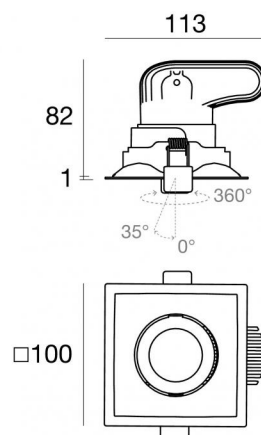


Downlights | 1 arrayLED 12.5 W DC 350 mA | CRI 90
80355M15



91

Datos técnicos

Posición de instalación	Techo
Ambiente de instalación	Interiores
Fuente de luz	LED
Circuit structure	arrayLED
Óptica	Spot
Light emission direction	downward
Potencia nominal	12.5 W DC
Flujo luminoso (fuente)	1644 lm
Rango de voltaje de entrada	350mA
CCT / Tone	2700 K
Índice de rendimientos cromático	90 Ra
C.C. / C.V.	CC
Clase de aislamiento	3
IP	IP44
IP vano óptico	IP65
IK	IK08
Test del hilo incandescente	850°
Montaje directo sobre superficies normalmente inflamables	Sí
CE	Sí
Driver incluido.	No
Artículo regulable	DALI - 1-10V
Orientabilidad	No
Basculación	Sí
ángulo total (plano horizontal)	350 °
ángulo total (plano vertical)	35 °
Practicabilidad	No
Transitabilidad	No
Cable incluido.	Sí
Largo del cable	0.300 m
Resinado	No
Tipología de emisión luminosa	Una emisión
Peso neto	0.350 Kg
Protección descargas electrostáticas	No
Protección contra sobretensiones	No

Acabado cuerpo

Material	Aluminio fundido EN AB - 46100
Color	Negro
Elaboración	Recubrimiento en polvo

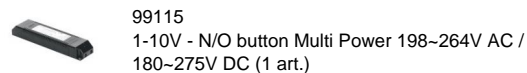
Acabado difusor

Material	Policarbonato resistente a los rayos UV
Color	transparente

Acabado radiador

Material	Aluminio fundido EN AB - 46100
Color	aluminio
Elaboración	Pulido

Electrónica



Cables Electrificación

Cable connector	MALE JST SMR-02V-B
Cable connector	FEMALE JST SMR-02V-BC



Downlights | 1 arrayLED 12.5 W DC 350 mA | CRI 90 80355M15

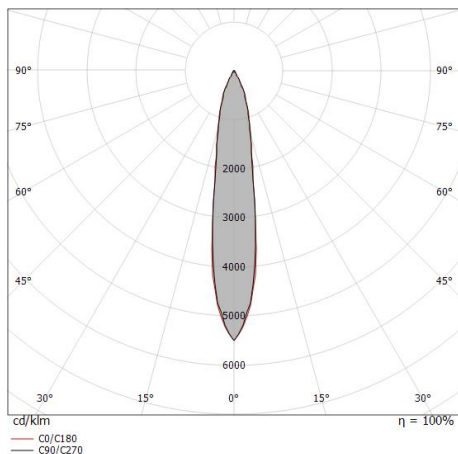
Single emission recessed downlights for indoor application. The super warm white LED light source with a spot light distribution is composed of 1 arrayLEDs with CCT of 2700 K and a CRI 90; the source luminous flux is 1644 lm, with a 131.5 lm/W nominal luminous efficacy.

The device body is made of die-cast aluminium en ab - 46100 and features a black finish, processed by means of powder coating; the diffuser is made of uv resistant polycarbonate. The ingress protection degree is IP44; the total weight is of 0.350 kg. The power supply driver is not provided and is to be ordered separately.

The total absorbed power is 12.5 W. The power supply cable is included and features a 0.300 m length.

The device features protection class III and can be ceiling-mounted, with a 91 x 91 mm hole (in plasterboard).

Compliant with the EN 60598-1 standard and its specific provisions.



Distance [m]	Cone diameter [m]	illuminance [lx]
0.5	0.15 0.16	E(0°) 18809 E(C90) 8.8° 9109 E(C0) 8.9° 9160
1.0	0.31 0.31	E(0°) 4702 E(C90) 8.8° 2277 E(C0) 8.9° 2290
1.5	0.46 0.47	E(0°) 2090 E(C90) 8.8° 1012 E(C0) 8.9° 1018
2.0	0.62 0.63	E(0°) 1176 E(C90) 8.8° 569 E(C0) 8.9° 573
2.5	0.77 0.78	E(0°) 752 E(C90) 8.8° 364 E(C0) 8.9° 366
3.0	0.93 0.94	E(0°) 522 E(C90) 8.8° 253 E(C0) 8.9° 254

Distance [m] Cone diameter [m] illuminance [lx]

— C0/C180 (Half-peak divergence: 17.8°)
— C90/C270 (Half-peak divergence: 17.6°)

Clase de eficiencia energética

Este producto contiene una fuente de luz de clase de eficiencia energética E.

Características Luminotécnicas

Light Output Ratio (LOR)	52 %
Flujo luminoso (fuente)	1644 lm
Flujo luminoso de luminaria	855 lm
Consumption	8 W
Rendimiento luminoso de las luminarias	106 lm/W
Temperatura de color	2700 K
Standard Deviation of Colour Matching	2 Step MacAdam
Índice de rendimientos cromático	90 Ra

Temperatura estándar del ambiente de servicio -20 / +50°C

Temperatura típica sobre el vidrio 40°C

LED Life / Failure Ratio

L70 B10 C0 296960h (at Tj 65 Ta 25)

UGR

UGR transversal 14.8

UGR axial 14.9

X=4H | Y=8H S=0.25H

Reflection factor 70/50/20

OPTICAL

Óptica C0/C180 18°

Light distribution simmetry Symmetrical

Downlights | 1 arrayLED 12.5 W DC 350 mA | CRI 90

80355M15

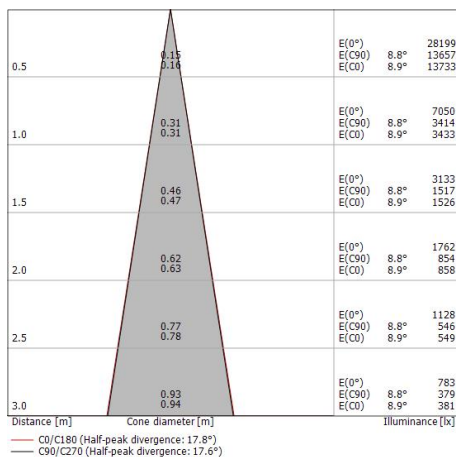
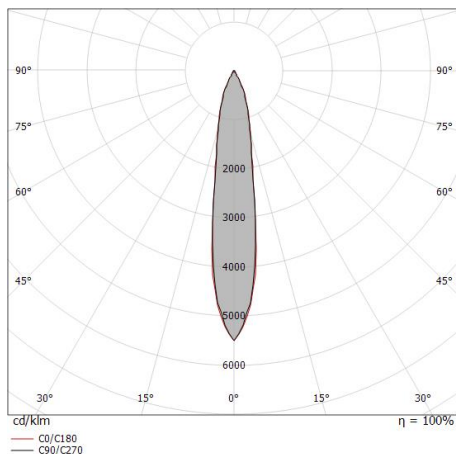
Single emission recessed downlights for indoor application. The super warm white LED light source with a spot light distribution is composed of 1 arrayLEDs with CCT of 2700 K and a CRI 90; the source luminous flux is 1644 lm, with a 131.5 lm/W nominal luminous efficacy.

The device body is made of die-cast aluminium en ab - 46100 and features a black finish, processed by means of powder coating; the diffuser is made of uv resistant polycarbonate. The ingress protection degree is IP44; the total weight is of 0.350 kg. The power supply driver is not provided and is to be ordered separately.

The total absorbed power is 12.5 W. The power supply cable is included and features a 0.300 m length.

The device features protection class III and can be ceiling-mounted, with a 91 x 91 mm hole (in plasterboard).

Compliant with the EN 60598-1 standard and its specific provisions.



Clase de eficiencia energética

Este producto contiene una fuente de luz de clase de eficiencia energética E.

Características Luminotécnicas

Light Output Ratio (LOR)	77 %
Flujo luminoso (fuente)	1644 lm
Flujo luminoso de luminaria	1282 lm
Consumption	13 W
Rendimiento luminoso de las luminarias	98 lm/W
Temperatura de color	2700 K
Standard Deviation of Colour Matching	2 Step MacAdam
Índice de rendimientos cromático	90 Ra

Temperatura estándar del ambiente de servicio	-20 / +50°C
Temperatura típica sobre el vidrio	40°C

LED Life / Failure Ratio

L70 B10 C0 296960h (at Tj 65 Ta 25)

UGR

UGR transversal	16.2
UGR axial	16.3
X=4H Y=8H	S=0.25H
Reflection factor	70/50/20

OPTICAL

Óptica C0/C180	18°
Light distribution simmetry	Symmetrical