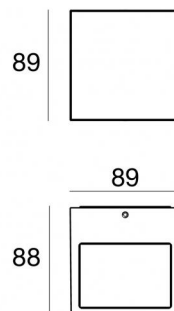





Luminaria de pared  
2 x powerLEDs - 1 arrayLED 11 W DC 630 mA | CRI 80  
**76632W30**



Datos técnicos	
Tipo	Superficie
Posición de instalación	Pared
Ambiente de instalación	Exteriores
Fuente de luz	LED
Circuit structure	powerLEDs + arrayLED
Óptica	Ultra Spot + Medium Flood
Light emission direction	upward + downward
Potencia nominal	11 W DC
Flujo luminoso (fuente)	1073 lm
CCT / Tone	3000 K
Índice de rendimientos cromático	80 Ra
C.C. / C.V.	CC
Clase de aislamiento	3
IP	IP65
IK	IK08
Test del hilo incandescente	850°
Montaje directo sobre superficies normalmente inflamables	Sí
CE	Sí
Driver incluido.	No
Artículo regulable	No
Orientabilidad	No
Basculación	No
Practicabilidad	No
Transitabilidad	No
Cable incluido.	No
Resinado	No
Tipología de emisión luminosa	Dos emisiones
Peso neto	0.8 Kg
Protección descargas electrostáticas	Sí
Protección contra sobretensiones	Sí

### Acabado cuerpo

Material	Aluminio fundido EN AB - 46100
Color	Dark brown
Elaboración	Anodizado de poro abierto + pintado con polvo

### Acabado difusor

Material	Vidrio extra claro - templado
Color	transparente
Elaboración	Serigrafía

### Electrónica



99186  
On/Off Driver 198-264V AC (1 - 2 art.)



C-E200008  
On/Off Driver 198-264V AC / 180-275V DC (1 art.)

## Luminaria de pared | 2 x powerLEDs - 1 arrayLED 11 W DC 630 mA | CRI 80 76632W30

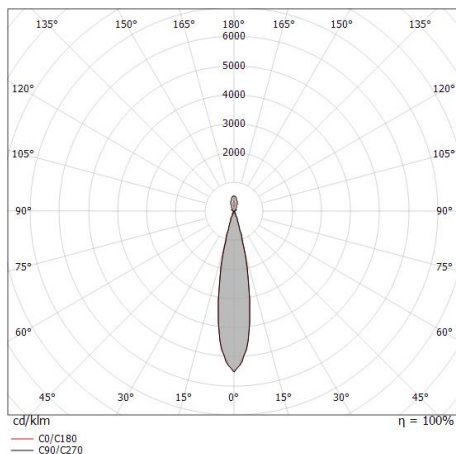
Double emission wall lights for outdoor application. The warm white LED light source with a ultra spot light distribution is composed of 2 powered LEDs with CCT of 3000 K and a CRI 80; the source luminous flux is 400 lm, with a 72.7 lm/W nominal luminous efficacy The warm white LED light source with a flood light distribution is composed of 1 arrayed LEDs with CCT of 3000 K and a CRI 80; the source luminous flux is 673 lm, with a 122.4 lm/W nominal luminous efficacy.

The device body is made of die-cast aluminium en ab - 46100 and features a dark brown finish, processed by means of open pore anodizing + powder coating; the diffuser is made of extra clear glass - tempered with a silk-screening treatment. The ingress protection degree is IP65; the total weight is of 0.8 kg. The power supply driver is not provided and is to be ordered separately.

The total absorbed power is 11 W.

The device features protection class III and can be wall lights-mounted.

Compliant with the EN 60598-1 standard and its specific provisions.



Distance [m]	Cone diameter [m]	illuminance [lx]
0.5	0.19 0.19	E(0°) 13587 E(C90) 10.9° 6441 E(C0) 10.8° 6462
1.0	0.39 0.38	E(0°) 3397 E(C90) 10.9° 1610 E(C0) 10.8° 1615
1.5	0.58 0.57	E(0°) 1510 E(C90) 10.9° 716 E(C0) 10.8° 718
2.0	0.77 0.76	E(0°) 849 E(C90) 10.9° 403 E(C0) 10.8° 404
2.5	0.96 0.95	E(0°) 543 E(C90) 10.9° 258 E(C0) 10.8° 258
3.0	1.16 1.14	E(0°) 377 E(C90) 10.9° 179 E(C0) 10.8° 179

Distance [m] Cone diameter [m] illuminance [lx]

— C0/C180 (Half-peak divergence: 21.6°)  
— C90/C270 (Half-peak divergence: 21.8°)

### Clase de eficiencia energética

Este producto contiene 2 fuentes de luz de clase de eficiencia energética E, E.

### Características Luminotécnicas

Light Output Ratio (LOR)	57 %
Flujo luminoso (fuente)	1073 lm
Flujo luminoso de luminaria	617 lm
Consumption	11 W
Rendimiento luminoso de las luminarias	56 lm/W
Temperatura de color	3000 K
Standard Deviation of Colour Matching	3 Step MacAdam
Índice de rendimientos cromático	80 Ra

Temperatura estándar del ambiente de servicio -20 / +50°C

Temperatura típica sobre el vidrio 40°C

### LED Life / Failure Ratio

L70 B10 C0 134020h (at Tj 65 Ta 25 )

### UGR

UGR axial	12.6
UGR transversal	13.5
X=4H   Y=8H	S=0.25H
Reflection factor	70/50/20

### OPTICAL

Óptica C0/C180	22°
Light distribution simmetry	Symmetrical