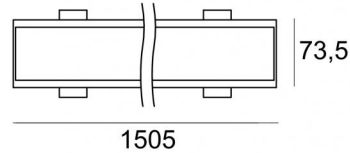




Sistemas - Elementos lineales  
396 topLED 30 W DC 24 V | Modular | CRI 90  
**65440W**



67 x  
1505



Datos técnicos	
Tipo	--- Frame
Posición de instalación	Techo
Ambiente de instalación	Interiores
Fuente de luz	LED
Circuit structure	topLED
Light emission direction	downward
Potencia nominal	30 W DC
Flujo luminoso (fuente)	3733 lm
Rango de voltaje de entrada	24V
CCT / Tone	3000 K
Índice de rendimientos cromático	90 Ra
C.C. / C.V.	CV
Clase de aislamiento	3
IP	IP40
IP vano óptico	IP54
Test del hilo incandescente	850°
Montaje directo sobre superficies normalmente inflamables	Sí
CE	Sí
Driver incluido.	No
Artículo regulable	DALI - 1-10V
Orientabilidad	No
Basculación	No
Practicabilidad	No
Transitabilidad	No
Cable incluido.	No
Resinado	No
Tipología de emisión luminosa	Una emisión
Peso neto	1.1 Kg
Modularity	Modular
Protección descargas electrostáticas	No
Protección contra sobretensiones	No
Tecnología óptica	Dot free

### Acabado cuerpo

Material	Aluminio 6060
Color	Blanco
Elaboración	Recubrimiento en polvo

### Electrónica

	99331 On/Off Driver 198~264V AC / 176~275V DC 150 W (1 art.)
	99332 1-10V Controller (1 - 5 art.)
	99374 On/Off Driver 198~264V AC / 176~275V DC 75 W (1 - 2 art.)
	83333 Push and Simply Dim - DALI-2 Controller (1 - 5 art.)
	C-E400002 Push and Simply Dim - DALI-2 Controller (1 - 8 art.)

Sistemas - Elementos lineales | 396 topLED 30 W DC 24 V | Modular | CRI 90 | + 62461  
**65440W**

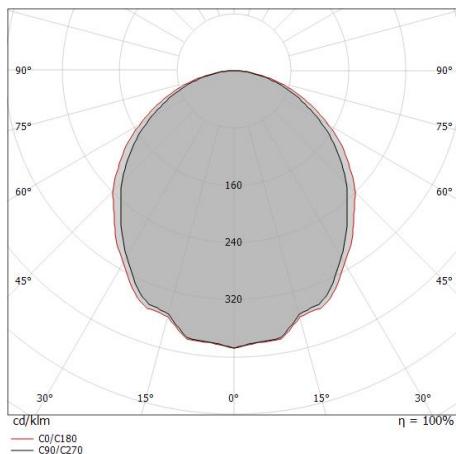
Single emission systems, lines or lines for indoor application. The warm white LED light source is composed of 396 topLED LEDs with CCT of 3000 K and a CRI 90; the source luminous flux is 3733 lm, with a 124.4 lm/W nominal luminous efficacy.

The device body is made of aluminium 6060 and features a white finish, processed by means of powder coating. The ingress protection degree is IP40; the total weight is of 1.1 kg. The power supply driver is not provided and is to be ordered separately.

The total absorbed power is 30 W.

The device features protection class III and can be ceiling-mounted, with a 67 x 1505 mm hole (in plasterboard).

Compliant with the EN 60598-1 standard and its specific provisions.



Distance [m]	Cone diameter [m]	Illuminance [lx]
0.5	1.19 1.33	E(0°) 2506 E(C90) 335 E(C0) 272
1.0	2.38 2.66	E(0°) 626 E(C90) 84 E(C0) 68
1.5	3.56 4.00	E(0°) 278 E(C90) 37 E(C0) 30
2.0	4.75 5.33	E(0°) 157 E(C90) 21 E(C0) 17
2.5	5.94 6.66	E(0°) 100 E(C90) 13 E(C0) 11
3.0	7.13 7.99	E(0°) 70 E(C90) 9 E(C0) 8

— C0/C180 (Half-peak divergence: 106.2°)  
 — C90/C270 (Half-peak divergence: 99.8°)

### Clase de eficiencia energética

Este producto contiene 6 fuentes de luz de clase de eficiencia energética E.

### Características Luminotécnicas

Light Output Ratio (LOR)	43 %
Flujo luminoso (fuente)	3733 lm
Flujo luminoso de luminaria	1615 lm
Consumption	30 W
Rendimiento luminoso de las luminarias	53 lm/W
Temperatura de color	3000 K
Standard Deviation of Colour Matching	3 Step MacAdam
Índice de rendimientos cromático	90 Ra

Temperatura estándar del ambiente de servicio	-20 / +50°C
Temperatura típica sobre el vidrio	40°C

### LED Life / Failure Ratio

L70 B10 C0 145770h (at Tj 65 Ta 25 )

### UGR

UGR axial	22
UGR transversal	22.6
X=4H   Y=8H	S=0.25H
Reflection factor	70/50/20

### OPTICAL

Óptica C90/C270	100°
Óptica C0/C180	106°
Light distribution simmetry	Symmetrical 2 assis

Sistemas - Elementos lineales | 396 topLED 30 W DC 24 V | Modular | CRI 90 | + 62464

## 65440W

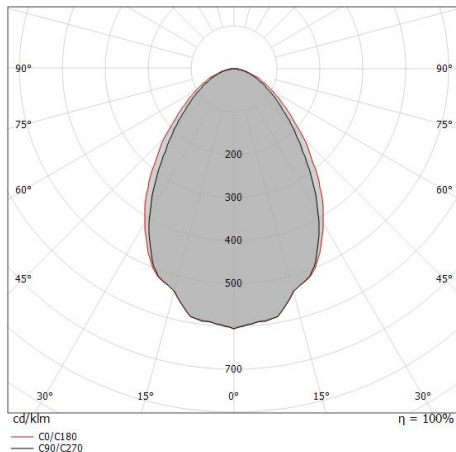
Single emission systems, lines or lines for indoor application. The warm white LED light source is composed of 396 topLED LEDs with CCT of 3000 K and a CRI 90; the source luminous flux is 3733 lm, with a 124.4 lm/W nominal luminous efficacy.

The device body is made of aluminium 6060 and features a white finish, processed by means of powder coating. The ingress protection degree is IP40; the total weight is of 1.1 kg. The power supply driver is not provided and is to be ordered separately.

The total absorbed power is 30 W.

The device features protection class III and can be ceiling-mounted, with a 67 x 1505 mm hole (in plasterboard).

Compliant with the EN 60598-1 standard and its specific provisions.



Distance [m]	Cone diameter [m]	illuminance [lx]
0.5	0.73 0.81	E(0°) 3181 E(C90) 841 E(C0) 751
1.0	1.46 1.61	E(0°) 795 E(C90) 210 E(C0) 188
1.5	2.19 2.42	E(0°) 353 E(C90) 93 E(C0) 83
2.0	2.92 3.23	E(0°) 199 E(C90) 53 E(C0) 47
2.5	3.65 4.03	E(0°) 127 E(C90) 34 E(C0) 30
3.0	4.38 4.84	E(0°) 88 E(C90) 23 E(C0) 21

— C0/C180 (Half-peak divergence: 77.8°)  
— C90/C270 (Half-peak divergence: 72.2°)

### Clase de eficiencia energética

Este producto contiene 6 fuentes de luz de clase de eficiencia energética E.

### Características Luminotécnicas

Light Output Ratio (LOR)	35 %
Flujo luminoso (fuente)	3733 lm
Flujo luminoso de luminaria	1315 lm
Consumption	30 W
Rendimiento luminoso de las luminarias	43 lm/W
Temperatura de color	3000 K
Standard Deviation of Colour Matching	3 Step MacAdam
Índice de rendimientos cromático	90 Ra

Temperatura estándar del ambiente de servicio -20 / +50°C

Temperatura típica sobre el vidrio 40°C

### LED Life / Failure Ratio

L70 B10 C0 145770h (at Tj 65 Ta 25 )

### UGR

UGR axial	17.4
UGR transversal	18.3
X=4H   Y=8H	S=0.25H
Reflection factor	70/50/20

### OPTICAL

Óptica C90/C270	72°
Óptica C0/C180	78°
Light distribution simmetry	Symmetrical 2 assis

Sistemas - Elementos lineales | 396 topLED 30 W DC 24 V | Modular | CRI 90 | + 83356

## 65440W

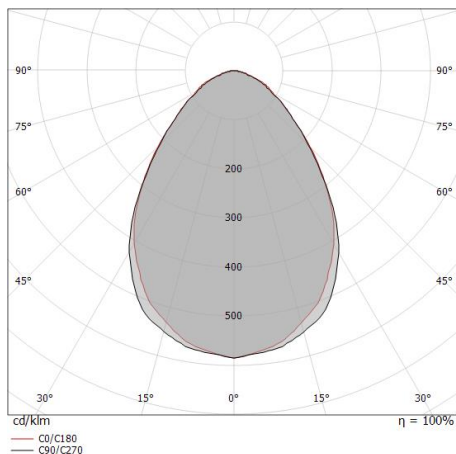
Single emission systems, lines or lines for indoor application. The warm white LED light source is composed of 396 topLED LEDs with CCT of 3000 K and a CRI 90; the source luminous flux is 3733 lm, with a 124.4 lm/W nominal luminous efficacy.

The device body is made of aluminium 6060 and features a white finish, processed by means of powder coating. The ingress protection degree is IP40; the total weight is of 1.1 kg. The power supply driver is not provided and is to be ordered separately.

The total absorbed power is 30 W.

The device features protection class III and can be ceiling-mounted, with a 67 x 1505 mm hole (in plasterboard).

Compliant with the EN 60598-1 standard and its specific provisions.



Distance [m]	Cone diameter [m]	illuminance [lx]
0.5	0.82 0.81	E(0°) 4123 E(C90) 960 E(C0) 966
1.0	1.63 1.63	E(0°) 1031 E(C90) 240 E(C0) 242
1.5	2.45 2.44	E(0°) 458 E(C90) 107 E(C0) 107
2.0	3.26 3.25	E(0°) 258 E(C90) 60 E(C0) 60
2.5	4.08 4.06	E(0°) 165 E(C90) 38 E(C0) 39
3.0	4.89 4.88	E(0°) 115 E(C90) 27 E(C0) 27

Distance [m] Cone diameter [m] illuminance [lx]

— C0/C180 (Half-peak divergence: 78.2°)  
— C90/C270 (Half-peak divergence: 78.4°)

### Clase de eficiencia energética

Este producto contiene 6 fuentes de luz de clase de eficiencia energética E.

### Características Luminotécnicas

Light Output Ratio (LOR)	47 %
Flujo luminoso (fuente)	3733 lm
Flujo luminoso de luminaria	1759 lm
Consumption	30 W
Rendimiento luminoso de las luminarias	58 lm/W
Temperatura de color	3000 K
Standard Deviation of Colour Matching	3 Step MacAdam
Índice de rendimientos cromático	90 Ra

Temperatura estándar del ambiente de servicio -20 / +50°C

Temperatura típica sobre el vidrio 40°C

### LED Life / Failure Ratio

L70 B10 C0 145770h (at Tj 65 Ta 25 )

### UGR

UGR axial	18.2
UGR transversal	18.5
X=4H   Y=8H	S=0.25H
Reflection factor	70/50/20

### OPTICAL

Óptica C0/C180	78°
Light distribution simmetry	Symmetrical

## 65440W

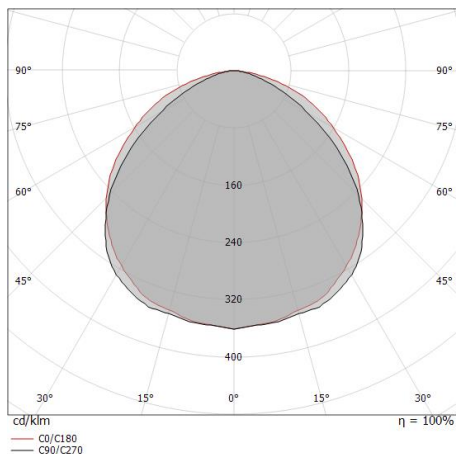
Single emission systems, lines or lines for indoor application. The warm white LED light source is composed of 396 topLED LEDs with CCT of 3000 K and a CRI 90; the source luminous flux is 3733 lm, with a 124.4 lm/W nominal luminous efficacy.

The device body is made of aluminium 6060 and features a white finish, processed by means of powder coating. The ingress protection degree is IP40; the total weight is of 1.1 kg. The power supply driver is not provided and is to be ordered separately.

The total absorbed power is 30 W.

The device features protection class III and can be ceiling-mounted, with a 67 x 1505 mm hole (in plasterboard).

Compliant with the EN 60598-1 standard and its specific provisions.



Distance [m]	Cone diameter [m]	illuminance [lx]	E(0°)	E(C90)	E(C0)
0.5	1.33 1.53	2864 312 236	53.0°	56.8°	
1.0	2.65 3.06	716 78 59	53.0°	56.8°	
1.5	3.98 4.58	318 35 26	53.0°	56.8°	
2.0	5.31 6.11	179 20 15	53.0°	56.8°	
2.5	6.64 7.64	115 12 9	53.0°	56.8°	
3.0	7.96 9.17	80 9 7	53.0°	56.8°	

Distance [m]      Cone diameter [m]      illuminance [lx]

— C0/C180 (Half-peak divergence: 113.6°)  
- - C90/C270 (Half-peak divergence: 106.0°)

### Clase de eficiencia energética

Este producto contiene 6 fuentes de luz de clase de eficiencia energética E.

### Características Luminotécnicas

Light Output Ratio (LOR)	53 %
Flujo luminoso (fuente)	3733 lm
Flujo luminoso de luminaria	1983 lm
Consumption	30 W
Rendimiento luminoso de las luminarias	66 lm/W
Temperatura de color	3000 K
Standard Deviation of Colour Matching	3 Step MacAdam
Índice de rendimientos cromático	90 Ra

Temperatura estándar del ambiente de servicio -20 / +50°C

Temperatura típica sobre el vidrio 40°C

### LED Life / Failure Ratio

L70 B10 C0 145770h (at Tj 65 Ta 25 )

### UGR

UGR axial	20.9
UGR transversal	23.2
X=4H   Y=8H	S=0.25H
Reflection factor	70/50/20

### OPTICAL

Óptica C90/C270	106°
Óptica C0/C180	114°
Light distribution simmetry	Symmetrical 2 assis



		<p>Tapón - Cristal de cuarzo            Material:Aluminio fundido EN AB - 46100, color:Blanco, elaboración :Recubrimiento en polvo.</p>	<p><b>Code</b>  <u>62460</u></p>
		<p>Difusor            Tipo de difusor: difusore satinato anti glare - all white.            Material:Polimetilmetacrilato Resistente UV, elaboración :Satinado.</p>	<p><b>Code</b>  <u>83356</u></p>
		<p>Difusor            Tipo de difusor: difusore satinato anti glare - all white.            Material:Polimetilmetacrilato Resistente UV, elaboración :Satinado.</p>	<p><b>Code</b>  <u>83357</u></p>
		<p>Difusor            Tipo de difusor: difusore satinato - all white.            Material:Polimetilmetacrilato Resistente UV, elaboración :Satinado.</p>	<p><b>Code</b>  <u>83407</u></p>
		<p>Difusor            Tipo de difusor: difusore satinato - all white.            Material:Polimetilmetacrilato Resistente UV, elaboración :Satinado.</p>	<p><b>Code</b>  <u>83408</u></p>
		<p>Difusor            Tipo de difusor: difusore satinato - all white.            Material:Polimetilmetacrilato Resistente UV, elaboración :Satinado.</p>	<p><b>Code</b>  <u>83409</u></p>