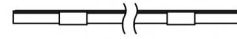




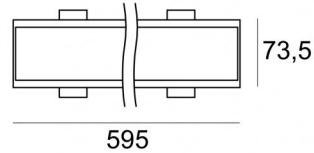
Sistemas - Elementos lineales
156 topLED 12 W DC 24 V | Modular | CRI 90
65438N



13



67 x
595



Datos técnicos	
Tipo	--- Frame
Posición de instalación	Techo
Ambiente de instalación	Interiores
Fuente de luz	LED
Circuit structure	topLED
Light emission direction	downward
Potencia nominal	12 W DC
Flujo luminoso (fuente)	1573 lm
Rango de voltaje de entrada	24V
CCT / Tone	4000 K
Índice de rendimientos cromático	90 Ra
C.C. / C.V.	CV
Clase de aislamiento	3
IP	IP40
IP vano óptico	IP54
Test del hilo incandescente	850°
Montaje directo sobre superficies normalmente inflamables	Sí
CE	Sí
Driver incluido.	No
Artículo regulable	DALI - 1-10V
Orientabilidad	No
Basculación	No
Practicabilidad	No
Transitabilidad	No
Cable incluido.	No
Resinado	No
Tipología de emisión luminosa	Una emisión
Peso neto	0.43 Kg
Modularity	Modular
Protección descargas electrostáticas	No
Protección contra sobretensiones	No
Tecnología óptica	Dot free

Acabado cuerpo

Material	Aluminio 6060
Color	Blanco
Elaboración	Recubrimiento en polvo

Electrónica

	99331 On/Off Driver 198~264V AC / 176~275V DC 150 W (1 art.)
	99332 1-10V Controller (1 - 12 art.)
	99374 On/Off Driver 198~264V AC / 176~275V DC 75 W (1 - 6 art.)
	83333 Push and Simply Dim - DALI-2 Controller (1 - 12 art.)
	C-E400002 Push and Simply Dim - DALI-2 Controller (1 - 20 art.)

Sistemas - Elementos lineales | 156 topLED 12 W DC 24 V | Modular | CRI 90 | + 62461
65438N

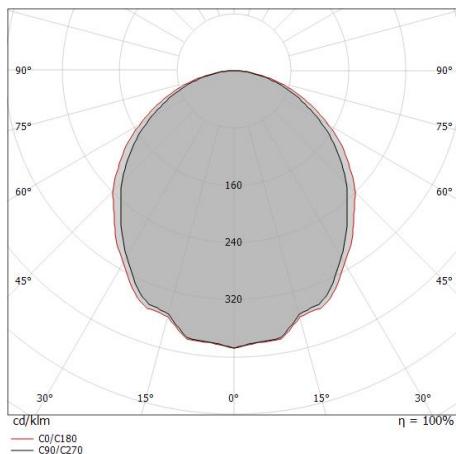
Single emission systems, lines or lines for indoor application. The natural white LED light source is composed of 156 topLED LEDs with CCT of 4000 K and a CRI 90; the source luminous flux is 1573 lm, with a 131.1 lm/W nominal luminous efficacy.

The device body is made of aluminium 6060 and features a white finish, processed by means of powder coating. The ingress protection degree is IP40; the total weight is of 0.43 kg. The power supply driver is not provided and is to be ordered separately.

The total absorbed power is 12 W.

The device features protection class III and can be ceiling-mounted, with a 67 x 595 mm hole (in plasterboard).

Compliant with the EN 60598-1 standard and its specific provisions.



Distance [m]	Cone diameter [m]	illuminance [lx]
0.5	1.19 1.33	E(0°) 1055 E(C90) 141 E(C0) 114
1.0	2.38 2.66	E(0°) 264 E(C90) 35 E(C0) 29
1.5	3.56 4.00	E(0°) 117 E(C90) 16 E(C0) 13
2.0	4.75 5.33	E(0°) 66 E(C90) 9 E(C0) 7
2.5	5.94 6.66	E(0°) 42 E(C90) 6 E(C0) 5
3.0	7.13 7.99	E(0°) 29 E(C90) 4 E(C0) 3

— C0/C180 (Half-peak divergence: 106.2°)
 - - C90/C270 (Half-peak divergence: 99.8°)

Clase de eficiencia energética

Este producto contiene 2.4 fuentes de luz de clase de eficiencia energética E.

Características Luminotécnicas

Light Output Ratio (LOR)	43 %
Flujo luminoso (fuente)	1573 lm
Flujo luminoso de luminaria	680 lm
Consumption	12 W
Rendimiento luminoso de las luminarias	56 lm/W
Temperatura de color	4000 K
Standard Deviation of Colour Matching	3 Step MacAdam
Índice de rendimientos cromático	90 Ra

Temperatura estándar del ambiente de servicio	-20 / +50°C
Temperatura típica sobre el vidrio	40°C

LED Life / Failure Ratio

L70 B10 C0 145770h (at Tj 65 Ta 25)

UGR

UGR axial	22.2
UGR transversal	22.8
X=4H Y=8H	S=0.25H
Reflection factor	70/50/20

OPTICAL

Óptica C90/C270	100°
Óptica C0/C180	106°
Light distribution simmetry	Symmetrical 2 assis

Sistemas - Elementos lineales | 156 topLED 12 W DC 24 V | Modular | CRI 90 | + 62464

65438N

Single emission systems, lines or lines for indoor application. The natural white LED light source is composed of 156 topLEDs with CCT of 4000 K and a CRI 90; the source luminous flux is 1573 lm, with a 131.1 lm/W nominal luminous efficacy.

The device body is made of aluminium 6060 and features a white finish, processed by means of powder coating. The ingress protection degree is IP40; the total weight is of 0.43 kg. The power supply driver is not provided and is to be ordered separately.

The total absorbed power is 12 W.

The device features protection class III and can be ceiling-mounted, with a 67 x 595 mm hole (in plasterboard).

Compliant with the EN 60598-1 standard and its specific provisions.

Clase de eficiencia energética

Este producto contiene 2.4 fuentes de luz de clase de eficiencia energética E.

Características Luminotécnicas

Light Output Ratio (LOR)	35 %
Flujo luminoso (fuente)	1573 lm
Flujo luminoso de luminaria	556 lm
Consumption	12 W
Rendimiento luminoso de las luminarias	46 lm/W
Temperatura de color	4000 K
Standard Deviation of Colour Matching	3 Step MacAdam
Índice de rendimientos cromático	90 Ra

Temperatura estándar del ambiente de servicio	-20 / +50°C
Temperatura típica sobre el vidrio	40°C

LED Life / Failure Ratio

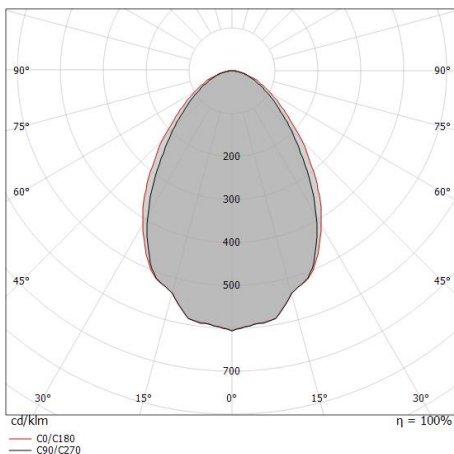
L70 B10 C0 145770h (at Tj 65 Ta 25)

UGR

UGR axial	17.7
UGR transversal	18.5
X=4H Y=8H	S=0.25H
Reflection factor	70/50/20

OPTICAL

Óptica C90/C270	72°
Óptica C0/C180	78°
Light distribution simmetry	Symmetrical 2 assis



Distance [m]	Cone diameter [m]	Illuminance [lx]
0.5	0.73 0.81	E(0°) 1344 E(C90) 355 E(C0) 317
1.0	1.46 1.61	E(0°) 336 E(C90) 89 E(C0) 79
1.5	2.19 2.42	E(0°) 149 E(C90) 39 E(C0) 35
2.0	2.92 3.23	E(0°) 84 E(C90) 22 E(C0) 20
2.5	3.65 4.03	E(0°) 54 E(C90) 14 E(C0) 13
3.0	4.38 4.84	E(0°) 37 E(C90) 10 E(C0) 9

Distance [m] Cone diameter [m] Illuminance [lx]

— C0/C180 (Half-peak divergence: 77.8°)
— C90/C270 (Half-peak divergence: 72.2°)

Sistemas - Elementos lineales | 156 topLED 12 W DC 24 V | Modular | CRI 90 | + 83356

65438N

Single emission systems, lines or lines for indoor application. The natural white LED light source is composed of 156 topLED LEDs with CCT of 4000 K and a CRI 90; the source luminous flux is 1573 lm, with a 131.1 lm/W nominal luminous efficacy.

The device body is made of aluminium 6060 and features a white finish, processed by means of powder coating. The ingress protection degree is IP40; the total weight is of 0.43 kg. The power supply driver is not provided and is to be ordered separately.

The total absorbed power is 12 W.

The device features protection class III and can be ceiling-mounted, with a 67 x 595 mm hole (in plasterboard).

Compliant with the EN 60598-1 standard and its specific provisions.

Clase de eficiencia energética

Este producto contiene 2.4 fuentes de luz de clase de eficiencia energética E.

Características Luminotécnicas

Light Output Ratio (LOR)	46 %
Flujo luminoso (fuente)	1573 lm
Flujo luminoso de luminaria	725 lm
Consumption	12 W
Rendimiento luminoso de las luminarias	60 lm/W
Temperatura de color	4000 K
Standard Deviation of Colour Matching	3 Step MacAdam
Índice de rendimientos cromático	90 Ra

Temperatura estándar del ambiente de servicio	-20 / +50°C
Temperatura típica sobre el vidrio	40°C

LED Life / Failure Ratio

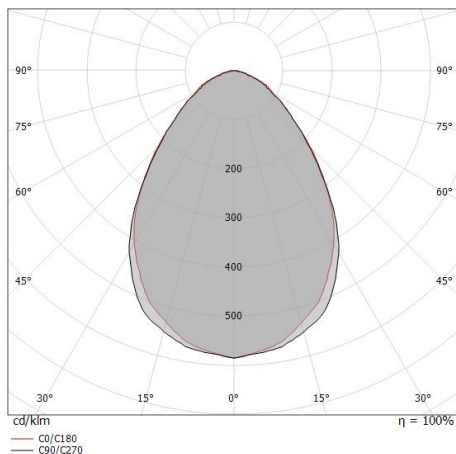
L70 B10 C0 145770h (at Tj 65 Ta 25)

UGR

UGR axial	18.4
UGR transversal	18.7
X=4H Y=8H	S=0.25H
Reflection factor	70/50/20

OPTICAL

Óptica C0/C180	78°
Light distribution simmetry	Symmetrical



Distance [m]	Cone diameter [m]	illuminance [lx]
0.5	0.82 0.81	E(0°) 1700 E(C90) 39.2° 396 E(C0) 39.1° 398
1.0	1.63 1.63	E(0°) 425 E(C90) 39.2° 99 E(C0) 39.1° 100
1.5	2.45 2.44	E(0°) 189 E(C90) 39.2° 44 E(C0) 39.1° 44
2.0	3.26 3.25	E(0°) 106 E(C90) 39.2° 25 E(C0) 39.1° 25
2.5	4.08 4.06	E(0°) 68 E(C90) 39.2° 16 E(C0) 39.1° 16
3.0	4.89 4.88	E(0°) 47 E(C90) 39.2° 11 E(C0) 39.1° 11

— C0/C180 (Half-peak divergence: 78.2°)
— C90/C270 (Half-peak divergence: 78.4°)

65438N

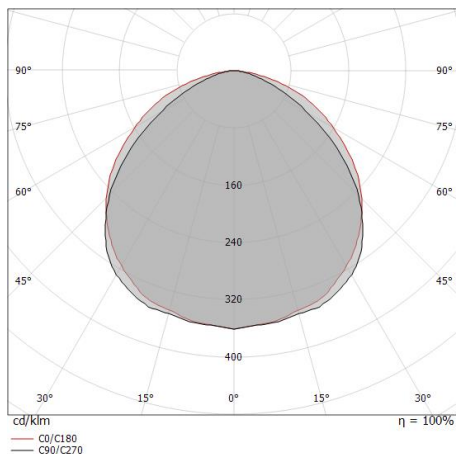
Single emission systems, lines or lines for indoor application. The natural white LED light source is composed of 156 topLED LEDs with CCT of 4000 K and a CRI 90; the source luminous flux is 1573 lm, with a 131.1 lm/W nominal luminous efficacy.

The device body is made of aluminium 6060 and features a white finish, processed by means of powder coating. The ingress protection degree is IP40; the total weight is of 0.43 kg. The power supply driver is not provided and is to be ordered separately.

The total absorbed power is 12 W.

The device features protection class III and can be ceiling-mounted, with a 67 x 595 mm hole (in plasterboard).

Compliant with the EN 60598-1 standard and its specific provisions.



Distance [m]	Cone diameter [m]	illuminance [lx]
0.5	1.33 1.53	E(0°) 1181 E(C90) 129 E(C0) 97
1.0	2.65 3.06	E(0°) 295 E(C90) 32 E(C0) 24
1.5	3.98 4.58	E(0°) 131 E(C90) 14 E(C0) 11
2.0	5.31 6.11	E(0°) 74 E(C90) 8 E(C0) 6
2.5	6.64 7.64	E(0°) 47 E(C90) 5 E(C0) 4
3.0	7.96 9.17	E(0°) 33 E(C90) 4 E(C0) 3

— C0/C180 (Half-peak divergence: 113.6°)
— C90/C270 (Half-peak divergence: 106.0°)

Clase de eficiencia energética

Este producto contiene 2.4 fuentes de luz de clase de eficiencia energética E.

Características Luminotécnicas

Light Output Ratio (LOR)	52 %
Flujo luminoso (fuente)	1573 lm
Flujo luminoso de luminaria	818 lm
Consumption	12 W
Rendimiento luminoso de las luminarias	68 lm/W
Temperatura de color	4000 K
Standard Deviation of Colour Matching	3 Step MacAdam
Índice de rendimientos cromático	90 Ra

Temperatura estándar del ambiente de servicio -20 / +50°C

Temperatura típica sobre el vidrio 40°C

LED Life / Failure Ratio

L70 B10 C0 145770h (at Tj 65 Ta 25)

UGR

UGR axial	21.1
UGR transversal	23.3
X=4H Y=8H	S=0.25H
Reflection factor	70/50/20

OPTICAL

Óptica C90/C270	106°
Óptica C0/C180	114°
Light distribution simmetry	Symmetrical 2 assis



		<p>Tapón - Cristal de cuarzo Material:Aluminio fundido EN AB - 46100, color:Blanco, elaboración :Recubrimiento en polvo.</p>	<p>Code <u>62460</u></p>
		<p>Difusor Tipo de difusor: difusore satinato anti glare - all white. Material:Polimetilmetacrilato Resistente UV, elaboración :Satinado.</p>	<p>Code <u>83356</u></p>
		<p>Difusor Tipo de difusor: difusore satinato anti glare - all white. Material:Polimetilmetacrilato Resistente UV, elaboración :Satinado.</p>	<p>Code <u>83357</u></p>
		<p>Difusor Tipo de difusor: difusore satinato - all white. Material:Polimetilmetacrilato Resistente UV, elaboración :Satinado.</p>	<p>Code <u>83407</u></p>
		<p>Difusor Tipo de difusor: difusore satinato - all white. Material:Polimetilmetacrilato Resistente UV, elaboración :Satinado.</p>	<p>Code <u>83408</u></p>
		<p>Difusor Tipo de difusor: difusore satinato - all white. Material:Polimetilmetacrilato Resistente UV, elaboración :Satinado.</p>	<p>Code <u>83409</u></p>