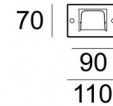
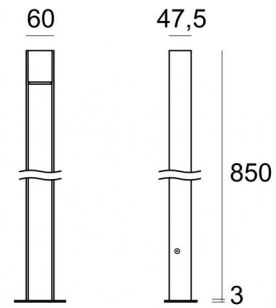




Columnas & Bolardos | 198-264 V
4 topLED 8.5 W DC - 10 W AC | CRI 80
64256M00



| Datos técnicos | |
|---|-----------------|
| Designer | Studio RIGO |
| Tipo | Balizas |
| Posición de instalación | Piso |
| Ambiente de instalación | Exteriores |
| Fuente de luz | LED |
| Circuit structure | topLED |
| Óptica | Asymmetric 180° |
| Light emission direction | downward |
| Potencia nominal | 8.5 W DC |
| Poder total | 10 W |
| Flujo luminoso (fuente) | 1198 lm |
| Tensión nominal de entrada | 220 - 240 V AC |
| Rango de voltaje de entrada | 198 - 264 V AC |
| Frequency | 50 - 60 Hz |
| CCT / Tone | 2700 K |
| Índice de rendimientos cromático | 80 Ra |
| C.C. / C.V. | AC |
| Clase de aislamiento | 2 |
| IP | IP66 |
| IK | IK09 |
| Test del hilo incandescente | 850° |
| Montaje directo sobre superficies normalmente inflamables | Sí |
| CE | Sí |
| Driver incluido. | driver |
| Artículo regulable | No |
| Orientabilidad | No |
| Basculación | No |
| Practicabilidad | No |
| Transitabilidad | No |
| Cable incluido. | No |
| Resinado | No |
| Tipología de emisión luminosa | Una emisión |
| Peso neto | 2,28 Kg |
| Protección descargas electrostáticas | 4 KV |
| Protección contra sobretensiones | 0,5 KV |

Acabado cuerpo

| | |
|-------------|---|
| Material | Aluminio 6060 |
| Color | gris |
| Elaboración | Anodizado de poro abierto + pintado con polvo |

Acabado difusor

| | |
|----------|---|
| Material | Policarbonato resistente a los rayos UV |
| Color | opalino |

Acabado base

| | |
|-------------|------------------------|
| Material | Hierro Galvanizado |
| Color | gris |
| Elaboración | Recubrimiento en polvo |

Columnas & Bolardos | 198-264 V | 4 topLED 8.5 W DC - 10 W AC | CRI 80 64256M00

Single emission bollard & pole for outdoor application. The super warm white LED light source with a asymmetric 180° light distribution is composed of 4 powered LEDs with CCT of 2700 K and a CRI 80; the source luminous flux is 1198 lm, with a 140.9 lm/W nominal luminous efficacy.

The device body is made of aluminium 6060 and features a grey ral 7021 finish, processed by means of open pore anodizing + powder coating; the diffuser is made of uv resistant polycarbonate. The ingress protection degree is IP66;

The total absorbed power is 10 W.

The device features protection class II and can be floor-mounted.

Compliant with the EN 60598-1 standard and its specific provisions.

Clase de eficiencia energética

Este producto contiene una fuente de luz de clase de eficiencia energética D.

Características Luminotécnicas

| | |
|--|----------------|
| Light Output Ratio (LOR) | 45 % |
| Flujo luminoso (fuente) | 1198 lm |
| Flujo luminoso de luminaria | 540 lm |
| Consumption | 10 W |
| Rendimiento luminoso de las luminarias | 54 lm/W |
| Temperatura de color | 2700 K |
| Standard Deviation of Colour Matching | 3 Step MacAdam |
| Índice de rendimientos cromático | 80 Ra |

Temperatura estándar del ambiente de servicio

-20 / +50°C

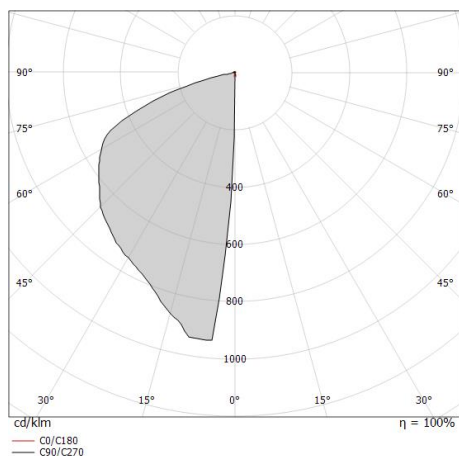
Temperatura típica sobre el vidrio 40°C

LED Life / Failure Ratio

L70 B20 C10 108000h (at Tj 65 Ta 25)

OPTICAL

| | |
|-----------------------------|--------------|
| Óptica C0/C180 | 27° |
| Light distribution symmetry | Asymmetrical |

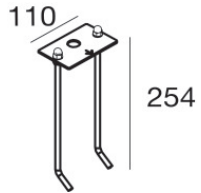


| Distance [m] | Cone diameter [m] | illuminance [lx] |
|--------------|-------------------|---------------------|
| 0.5 | 0.24 | E(0°) 5 E(C0) 15 |
| 1.0 | 0.48 | E(0°) 1 E(C0) 4 |
| 1.5 | 0.73 | E(0°) 1 E(C0) 2 |
| 2.0 | 0.97 | E(0°) 0 E(C0) 1 |
| 2.5 | 1.21 | E(0°) 0 E(C0) 1 |
| 3.0 | 1.45 | E(0°) 0 E(C0) 0 |

Distance [m] Cone diameter [m] illuminance [lx]
C0/C180 (Half-peak divergence: 27.2°)



Apache | Bollard & Pole | Accessories
64256M00



Piquete

posición de instalación: piso,Material de revestimiento: acero aisi 304

Code

64210