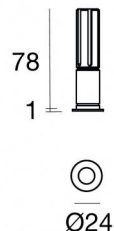




Downlights | 1 x powerLED 3 W DC 1000 mA | CRI 90
C01038WHMMW



20

Technical data	
Type	Encasement with flange
Installation position	Ceiling
Installation environment	Indoor
Light Source	LED
Circuit structure	powerLED
Optics	Medium Wide Flood
Light emission direction	downward
Nominal power	3 W DC
Source lumens	402 lm
Input voltage range	1000mA
CCT / Tone	3000 K
Colour rendering index	90 Ra
C.C. / C.V.	CC
Safety class	3
IP	IP44
Optical compartment IP	IP65
Glow wire test	850°
Direct mounting on normally flammable surfaces	Yes
CE	Yes
Driver included	No
Dimmable article	DALI - 1-10V
Directional	No
Tilting	No
Walk-over	No
Drive-over	No
Cable included	Yes
Cable length	0.170 m
Resin potting	No
Type of light emission	Single emission
Net weight	0.047 Kg
Electrostatic discharge protection	No
Surge protection	No
Optics technology	F.O.L.
Product technological characteristics	TVS


Finishing casing	
Material	Aluminium 6026
Colour	White
Processing	Powder coating


Finishing diffuser	
Material	UV Resistant Polycarbonate
Colour	transparent

Finishing radiator	
Material	Aluminium 6026
Colour	Anodised Aluminum
Processing	20 µm anodizing

Electronics

 C-E100034
 Push and Simply Dim - DALI-2 Controller (4 - 12 art.)

 C-E100033
 On/Off Driver 198~264V AC / 180~280V DC (4 - 12 art.)

 C-E100046
 On/Off Driver 100~264V AC / 176~264V DC (1 - 6 art.)

 C-E100047
 Push and Simply Dim - DALI-2 Controller (1 - 3 art.)

Cables Electrification	
Cable connector	No



Downlights | 1 x powerLED 3 W DC 1000 mA | CRI 90 | Base
C01038WHMMW

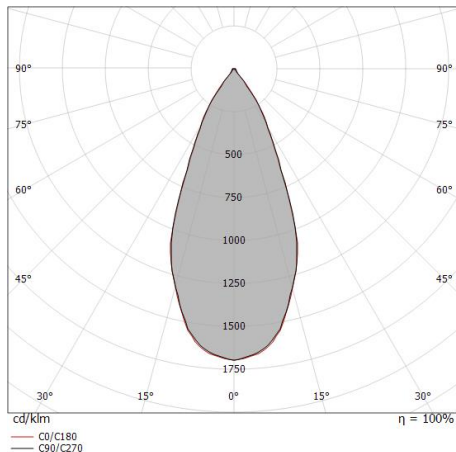
Single emission recessed downlights for indoor application. The warm white LED light source with a medium wide flood light distribution is composed of 1 powerLED LEDs with CCT of 3000 K and a CRI 90; the source luminous flux is 402 lm, with a 134.0 lm/W nominal luminous efficacy.

The device body is made of aluminium 6026 and features a white finish, processed by means of powder coating; the diffuser is made of uv resistant polycarbonate. The ingress protection degree is IP44; the total weight is of 0.047 kg. The power supply driver is not provided and is to be ordered separately.

The total absorbed power is 3 W. The power supply cable is included and features a 0.170 m length.

The device features protection class III and can be ceiling-mounted, with a 20 mm diameter hole (in plasterboard).

Compliant with the EN 60598-1 standard and its specific provisions.



Distance [m]	Cone diameter [m]	Beam type	E(0°)	E(C90)	E(C0)
0.5	0.42	C0/C180	904	355	357
1.0	0.84	C0/C180	226	89	89
1.5	1.25	C0/C180	100	39	40
2.0	1.67	C0/C180	56	22	22
2.5	2.09	C0/C180	36	14	14
3.0	2.51	C0/C180	25	10	10

Legend:
 — C0/C180 (Half-peak divergence: 45.2°)
 - - C90/C270 (Half-peak divergence: 45.4°)

Energy efficiency class

This product contains a light source of energy efficiency class F.

Illuminotechnical Features

Light Output Ratio (LOR)	33 %
Source lumens	402 lm
Delivered lumens	134 lm
Consumption	3 W
Luminaire efficacy	44 lm/W
Colour temperature	3000 K
Standard Deviation of Colour Matching	3 Step MacAdam
Colour rendering index	90 Ra

Standard Operating Ambient Temperature -20 / +50°C

Ordinary temperature on the glass 40°C

LED Life / Failure Ratio

L70 B20 C0 214455h (at Tj 60 Ta 25)

UGR

UGR axial	23.6
UGR transversal	23.2
X=4H Y=8H	S=0.25H
Reflection factor	70/50/20

OPTICAL

C0/C180 optics	45°
Light distribution simmetry	Symmetrical