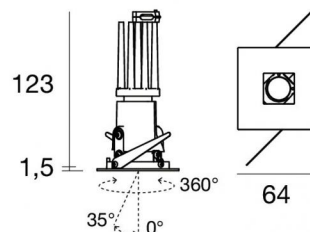




Downlights | 1 arrayLED 6 W DC 700 mA | CRI 90  
**C00939WHWML**



56



### Technical data

Type	Encasement with flange
Installation position	Ceiling
Installation environment	Indoor
Light Source	LED
Circuit structure	arrayLED
Optics	Medium Flood
Light emission direction	downward
Nominal power	6 W DC
Source lumens	748 lm
Input voltage range	700mA
CCT / Tone	3000 K
Colour rendering index	90 Ra
C.C. / C.V.	CC
Safety class	3
IP	IP44
Optical compartment IP	IP65
Glow wire test	850°
Direct mounting on normally flammable surfaces	Yes
CE	Yes
Driver included	No
Dimmable article	DALI - 1-10V
Directional	No
Tilting	Yes
total angle (horizontal plane)	360 °
total angle (vertical plane)	35 °
Walk-over	No
Drive-over	No
Cable included	Yes
Cable length	0.17 m
Resin potting	No
Type of light emission	Single emission
Net weight	0.128 Kg
Electrostatic discharge protection	No
Surge protection	No
Optics technology	Honey comb

### Finishing casing

Material	Die-cast Aluminium EN AB - 46100
Colour	black
Processing	Powder coating

### Finishing flange

Material	Die-cast Aluminium EN AB - 46100
Colour	White
Processing	Powder coating

### Finishing radiator

Material	Die-cast Aluminium EN AB - 46100
Processing	Tumbling

### Electronics

- 
99147  
On/Off Driver 198~264V AC (2 - 4 art.)

---

- 
99735  
Multi Power 198~264V AC / 180~275V DC (1 art.)

---

- 
99733  
1-10V Multi Power 198~264V AC / 180~275V DC (1 art.)

---

- 
C-E100012  
Push and Simply Dim - DALI-2 Controller (1 art.)

---

- 
C-E100016  
Push and Simply Dim - DALI-2 Controller (3 - 4 art.)

### Cables Electrification

Cable connector	No
-----------------	----



## Downlights | 1 arrayLED 6 W DC 700 mA | CRI 90 | Base C00939WHWML

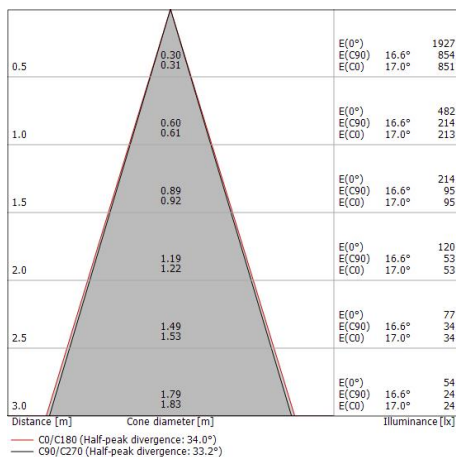
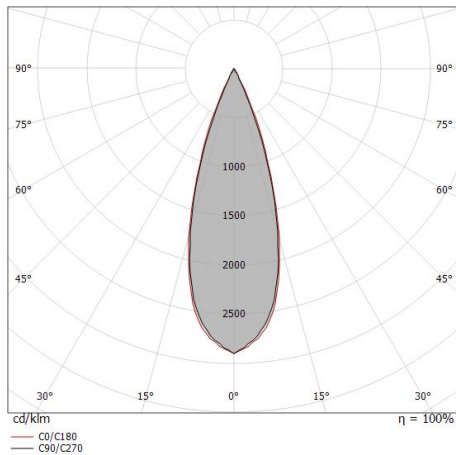
Single emission recessed downlights for indoor application. The warm white LED light source with a medium flood light distribution is composed of 1 arrayed LEDs with CCT of 3000 K and a CRI 90; the source luminous flux is 748 lm, with a 124.7 lm/W nominal luminous efficacy.

The device body is made of die-cast aluminium en ab - 46100 and features a black finish, processed by means of powder coating. The ingress protection degree is IP44; the total weight is of 0.128 kg. The power supply driver is not provided and is to be ordered separately.

The total absorbed power is 6 W. The power supply cable is included and features a 0.17 m length.

The device features protection class III and can be ceiling-mounted, with a 56 mm diameter hole (in plasterboard).

Compliant with the EN 60598-1 standard and its specific provisions.



### Energy efficiency class

This product contains a light source of energy efficiency class F.

### Illuminotechnical Features

Light Output Ratio (LOR)	22 %
Source lumens	748 lm
Delivered lumens	166 lm
Consumption	6 W
Luminaire efficacy	27 lm/W
Colour temperature	3000 K
Standard Deviation of Colour Matching	3 Step MacAdam
Colour rendering index	90 Ra

Standard Operating Ambient Temperature -20 / +50°C

Ordinary temperature on the glass 40°C

### LED Life / Failure Ratio

L70 B10 C0 134020h (at Tj 65 Ta 25)

### UGR

UGR axial	5.1
UGR transversal	4.4
X=4H   Y=8H	S=0.25H
Reflection factor	70/50/20

### OPTICAL

C0/C180 optics	33°
Light distribution simmetry	Symmetrical