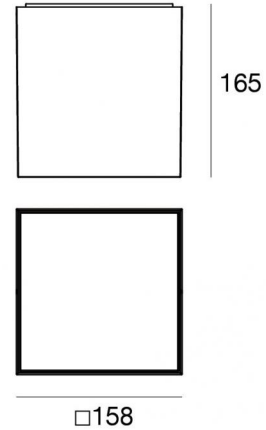





Ceiling Downlights | 198-264 V
1 arrayLED 32.5 W DC - 36 W AC | CRI 80
C00758GGNWF



Technical data	
Type	Surface
Installation position	Ceiling
Installation environment	Outdoor
Light Source	LED
Circuit structure	arrayLED
Optics	Wide Flood
Light emission direction	downward
Nominal power	32.5 W DC
Total Power	36 W
Source lumens	5106 lm
Nominal input voltage	220 - 240 V AC
Input voltage range	198 - 264 V AC
Frequency	50 - 60 Hz
CCT / Tone	4000 K
Colour rendering index	80 Ra
C.C. / C.V.	AC
Safety class	2
IP	IP65
IK	IK07
Glow wire test	850°
Direct mounting on normally flammable surfaces	Yes
CE	Yes
Driver included	Driver
Dimmable article	No
Directional	No
Tilting	No
Walk-over	No
Drive-over	No
Cable included	No
Resin potting	No
Type of light emission	Single emission
Net weight	3.1 Kg
Electrostatic discharge protection	Yes
Surge protection	Yes

Finishing casing	
Material	Die-cast Aluminium EN AB - 46100
Colour	Grey
Processing	Open pore anodizing + Powder Coating
Finishing diffuser	
Material	Extra clear glass
Colour	transparent
Processing	Silk-screening



Ceiling Downlights | 198-264 V | 1 arrayLED 32.5 W DC - 36 W AC | CRI 80 | Base
C00758GGNWF

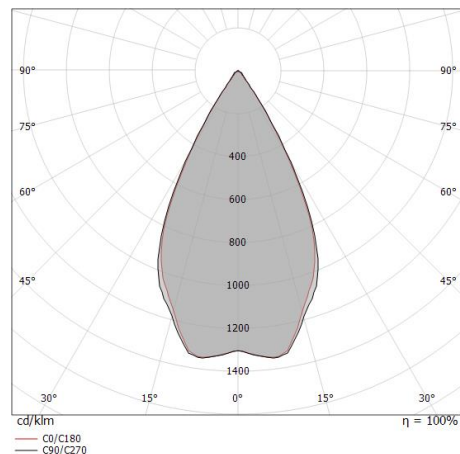
Single emission ceiling downlights for outdoor application. The natural white LED light source with a wide flood light distribution is composed of 1 arrayed LEDs with CCT of 4000 K and a CRI 80; the source luminous flux is 5106 lm, with a 157.1 lm/W nominal luminous efficacy.

The device body is made of die-cast aluminium en ab - 46100 and features a grey finish, processed by means of open pore anodizing + powder coating; the diffuser is made of extra clear glass with a silk-screening treatment. The ingress protection degree is IP65; the total weight is of 3.1 kg.

The total absorbed power is 36 W.

The device features protection class II and can be ceiling-mounted.

Compliant with the EN 60598-1 standard and its specific provisions.



Distance [m]	Cone diameter [m]	illuminance [lx]
0.5	0.52 0.51	E(0°) 18285 E(C90) 27.4° 6702 E(C0) 27.1° 6710
1.0	1.04 1.02	E(0°) 4571 E(C90) 27.4° 1676 E(C0) 27.1° 1678
1.5	1.56 1.54	E(0°) 2032 E(C90) 27.4° 745 E(C0) 27.1° 746
2.0	2.07 2.05	E(0°) 1143 E(C90) 27.4° 419 E(C0) 27.1° 419
2.5	2.59 2.56	E(0°) 731 E(C90) 27.4° 268 E(C0) 27.1° 268
3.0	3.11 3.07	E(0°) 508 E(C90) 27.4° 186 E(C0) 27.1° 186

— C0/C180 (Half-peak divergence: 54.2°)
 — C90/C270 (Half-peak divergence: 54.8°)

Energy efficiency class

This product contains a light source of energy efficiency class E.

Illuminotechnical Features

Light Output Ratio (LOR)	68 %
Source lumens	5106 lm
Delivered lumens	3509 lm
Consumption	36 W
Luminaire efficacy	97 lm/W
Colour temperature	4000 K
Standard Deviation of Colour Matching	2 Step MacAdam
Colour rendering index	80 Ra
Standard Operating Ambient Temperature	-20 / +50°C
Ordinary temperature on the glass	40°C

LED Life / Failure Ratio

L70 B10 C0 252000h (at Tj 65 Ta 25)

UGR

UGR axial	18.4
UGR transversal	18
X=4H Y=8H	S=0.25H
Reflection factor	70/50/20

OPTICAL

C0/C180 optics	54°
Light distribution simmetry	Symmetrical