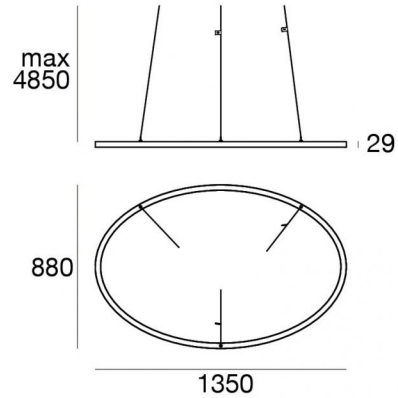



# Tour Slim\_PDE



Pendant Luminaires | 1656 topLED 65 W DC 24 V  
CRI 90  
C00738HCMDI



Technical data	
Type	Surface
Installation position	Ceiling
Installation environment	Indoor
Light Source	LED
Circuit structure	topLED
Optics	Diffused
Light emission direction	downward
Nominal power	65 W DC
Source lumens	6765 lm
Input voltage range	24V
CCT / Tone	2700 K
Colour rendering index	90 Ra
C.C. / C.V.	CV
Safety class	3
IP	IP40
Glow wire test	No
Direct mounting on normally flammable surfaces	Yes
CE	Yes
Driver included	No
Dimmable article	DALI - 1-10V
Directional	No
Tilting	No
Walk-over	No
Drive-over	No
Cable included	Yes
Cable length	4.85 m
Resin potting	No
Type of light emission	Single emission
Net weight	2.88 Kg
Electrostatic discharge protection	No
Surge protection	No
Optics technology	Dot free

## Finishing casing

Material	Aluminium 6060
Colour	copper

## Finishing diffuser

Material	Silicone
Colour	opaline

## Electronics

	99332 1-10V Controller (1 - 2 art.)
	99374 On/Off Driver 198~264V AC / 176~275V DC 75 W (1 art.)
	99722 DALI Controller 90~305V AC / 127~431V DC 120 W (1 art.)
	83333 Push and Simply Dim - DALI-2 Controller (1 - 2 art.)
	C-E400002 Push and Simply Dim - DALI-2 Controller (1 - 3 art.)



Pendant Luminaires | 1656 topLED 65 W DC 24 V | CRI 90 | Base C00738HCMDI

### Energy efficiency class

This product contains a light source of energy efficiency class F.

### Illuminotechnical Features

Light Output Ratio (LOR)	49 %
Source lumens	6765 lm
Delivered lumens	3382 lm
Consumption	59 W
Luminaire efficacy	57 lm/W
Colour temperature	2700 K
Standard Deviation of Colour Matching	3 Step MacAdam
Colour rendering index	90 Ra
Standard Operating Ambient Temperature	-20 / +50°C

### LED Life / Failure Ratio

L70 B10 C0 50000h

### UGR

UGR axial	17.7
UGR transversal	20.1
X=4H   Y=8H	S=0.25H
Reflection factor	70/50/20

### OPTICAL

C90/C270 optics	133°
C0/C180 optics	154°
Light distribution simmetry	Symmetrical 2 assis

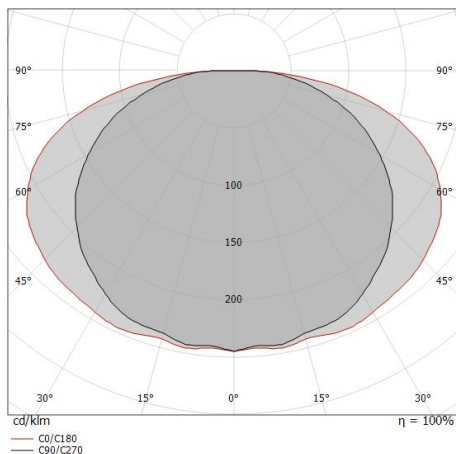
Single emission pendant luminaires for indoor application. The super warm white LED light source with a diffused light distribution is composed of 1656 stripled LEDs with CCT of 2700 K and a CRI 90; the source luminous flux is 6765 lm, with a 104.1 lm/W nominal luminous efficacy.

The device body is made of aluminium 6060 and features a copper finish; the diffuser is made of silicone. The ingress protection degree is IP40; the total weight is of 2.88 kg. The power supply driver is not provided and is to be ordered separately.

The total absorbed power is 65 W. The power supply cable is included and features a 4.85 m length.

The device features protection class III and can be ceiling-mounted.

Compliant with the EN 60598-1 standard and its specific provisions.



Distance [m]	Cone diameter [m]	illuminance [lx]
0.5	2.31 4.40	E(0°) 3316 E(C90) 104 E(C0) 18
1.0	4.62 8.80	E(0°) 829 E(C90) 26 E(C0) 5
1.5	6.93 13.20	E(0°) 368 E(C90) 12 E(C0) 2
2.0	9.24 17.61	E(0°) 207 E(C90) 6 E(C0) 1
2.5	11.55 22.01	E(0°) 133 E(C90) 4 E(C0) 1
3.0	13.87 26.41	E(0°) 92 E(C90) 3 E(C0) 1

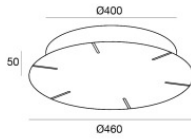
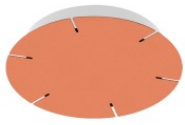
— C0/C180 (Half-peak divergence: 154.4°)  
— C90/C270 (Half-peak divergence: 133.2°)



		<p>Suspensions            Material:Aluminium 6060, colour:copper.</p>	<p><b>Code</b>  <u>64179</u></p>
		<p>Ceiling rose - 3-wire rosette   220-240 V AC DALI - 1-10V Max 70 W            Driver included: Yes; Power Supply Management Protocol: Dali,1-10v; Maximum power: 70W.            Material:Aluminium 6060, colour:copper.</p>	<p><b>Finish</b>    <b>Code</b>  <u>64022</u></p>
		<p>Ceiling rose - 3-cables rosette   220-240 V AC Phase cut-off Max. 100 W            Driver included: Yes; Power Supply Management Protocol: Phase cut; Maximum power: 100W.</p>	<p><b>Code</b>  <u>64032</u></p>
		<p>Ceiling rose - 3-wire rosette   220-240 V AC On-Off Max 90 W            Driver included: Yes; Power Supply Management Protocol: On/off; Maximum power: 90W.</p>	<p><b>Code</b>  <u>64038</u></p>
		<p>Ceiling rose - 6-wire rosette   220-240 V AC Phase-cut Max 100 W            Driver included: Yes; Maximum power: 100W.</p>	<p><b>Code</b>  <u>64062</u></p>
		<p>Ceiling rose - 6-wire rosette   220-240 V AC On-Off Max 150 W            Driver included: Yes; Power Supply Management Protocol: On/off; Maximum power: 150W.</p>	<p><b>Code</b>  <u>64068</u></p>
		<p>Ceiling rose - 3-wire rosette   220-240 V AC DALI Push Max. 75 W            Driver included: Yes; Power Supply Management Protocol: Dali; Maximum power: 75W.</p>	<p><b>Code</b>  <u>C-F300016</u></p>
		<p>Ceiling rose - 3-wire rosette   220-240 V AC DALI2 Push Max. 150 W            Driver included: Yes; Power Supply Management Protocol: Dali-2; Maximum power: 150W.            Material:Aluminium 6060, colour:copper.</p>	<p><b>Finish</b>    <b>Code</b>  <u>C-F300057</u></p>

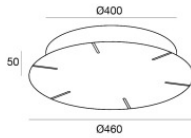
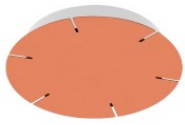


Tour Slim\_PDE | Pendant Luminaires | Accessories  
**C00738HCMDI**



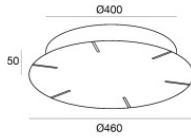
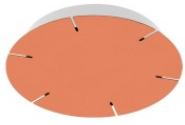
Ceiling rose - 6-wire rosette | 220-240 V AC On-Off Max 150 W + 150 W + 150 W  
 Driver included: Yes; Power Supply Management Protocol: On/off; Maximum power: 150+150+150W.

**Code**  
C-F300033



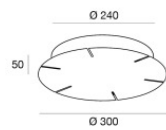
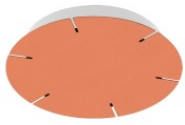
Ceiling rose - 6-wire rosette | 220-240 V AC DALI Push Max 150 W + 150 W  
 Driver included: Yes; Power Supply Management Protocol: Dali; Maximum power: 150+150W.

**Code**  
C-F300037



Ceiling rose - 6-wire ceiling rose : 220-240 V AC DALI Push Max 75 W + 100 W + 150 W  
 Driver included: Yes; Power Supply Management Protocol: Dali; Maximum power: 75+100+150W.

**Code**  
C-F300041



Ceiling rose - 6-wire rosette | 220-240 V AC DALI Push Max 150 W  
 Driver included: Yes; Power Supply Management Protocol: Dali; Maximum power: 150W.

**Code**  
C-F300031