
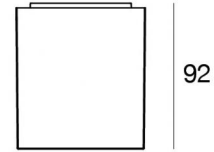




Ceiling Downlights | 1 arrayLED 6.5 W DC 200 mA
CRI 80
C00728GGWML



□82

Technical data	
Type	Surface
Installation position	Ceiling
Installation environment	Outdoor
Light Source	LED
Circuit structure	arrayLED
Optics	Medium Flood
Light emission direction	downward
Nominal power	6.5 W DC
Source lumens	1087 lm
Input voltage range	200mA
CCT / Tone	3000 K
Colour rendering index	80 Ra
C.C. / C.V.	CC
Safety class	3
IP	IP65
IK	IK07
Glow wire test	850°
Direct mounting on normally flammable surfaces	Yes
CE	Yes
Driver included	No
Dimmable article	DALI - 1-10V
Directional	No
Tilting	No
Walk-over	No
Drive-over	No
Cable included	No
Resin potting	No
Type of light emission	Single emission
Net weight	0.64 Kg
Electrostatic discharge protection	No
Surge protection	No

Finishing casing

Material	Die-cast Aluminium EN AB - 46100
Colour	Grey
Processing	Open pore anodizing + Powder Coating

Finishing diffuser

Material	Extra clear glass - Tempered
Colour	transparent
Processing	Silk-screening

Electronics



99342
On/Off Driver 198-264V AC



Ceiling Downlights | 1 arrayLED 6.5 W DC 200 mA | CRI 80 | Base C00728GGWML

Single emission ceiling downlights for outdoor application. The warm white LED light source with a medium flood light distribution is composed of 1 arrayed LEDs with CCT of 3000 K and a CRI 80; the source luminous flux is 1087 lm, with a 167.2 lm/W nominal luminous efficacy.

The device body is made of die-cast aluminium en ab - 46100 and features a grey finish, processed by means of open pore anodizing + powder coating; the diffuser is made of extra clear glass - tempered with a silk-screening treatment. The ingress protection degree is IP65; the total weight is of 0.64 kg. The power supply driver is not provided and is to be ordered separately.

The total absorbed power is 6.5 W.

The device features protection class III and can be ceiling-mounted.

Compliant with the EN 60598-1 standard and its specific provisions.

Energy efficiency class

This product contains a light source of energy efficiency class E.

Illuminotechnical Features

Light Output Ratio (LOR)	75 %
Source lumens	1087 lm
Delivered lumens	823 lm
Consumption	7 W
Luminaire efficacy	117 lm/W
Colour temperature	3000 K
Standard Deviation of Colour Matching	2 Step MacAdam
Colour rendering index	80 Ra
Standard Operating Ambient Temperature	-20 / +50°C
Ordinary temperature on the glass	40°C

LED Life / Failure Ratio

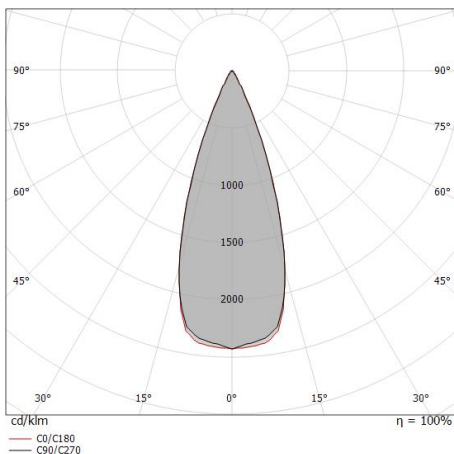
L70 B10 C0 252000h (at Tj 65 Ta 25)

UGR

UGR axial	11.7
UGR transversal	11.7
X=4H Y=8H	S=0.25H
Reflection factor	70/50/20

OPTICAL

C0/C180 optics	38°
Light distribution simmetry	Symmetrical



Distance [m]	Cone diameter [m]	illuminance [lx]
0.5	0.34	E(0°) 8007 E(C90) 3426 E(C0) 3417
1.0	0.68	E(0°) 2002 E(C90) 856 E(C0) 854
1.5	1.02	E(0°) 890 E(C90) 361 E(C0) 380
2.0	1.37	E(0°) 500 E(C90) 214 E(C0) 214
2.5	1.71	E(0°) 320 E(C90) 137 E(C0) 137
3.0	2.05	E(0°) 222 E(C90) 95 E(C0) 95

— C0/C180 (Half-peak divergence: 37.6°)
— C90/C270 (Half-peak divergence: 37.8°)