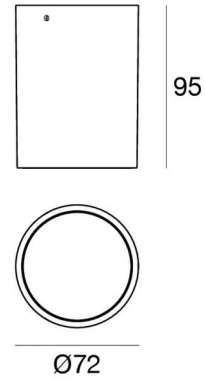





Ceiling Downlights | 180-264 V AC /230-280 V DC  
1 arrayLED 6.5 W DC - 7.5 W AC | CRI 80



**C00480BBWMW**



Technical data	
Type	Surface
Installation position	Ceiling
Installation environment	Outdoor
Light Source	LED
Circuit structure	arrayLED
Optics	Medium Wide Flood
Light emission direction	downward
Nominal power	6.5 W DC
Total Power	7.5 W
Source lumens	965 lm
Nominal input voltage	220 - 240 V AC
Input voltage range	180 - 264 V AC
Frequency	50 - 60 Hz
CCT / Tone	3000 K
Colour rendering index	80 Ra
C.C. / C.V.	AC
Safety class	1
IP	IP65
IK	IK08
Glow wire test	850°
Direct mounting on normally flammable surfaces	Yes
CE	Yes
Driver included	Driver
Dimmable article	No
Directional	No
Tilting	No
Walk-over	No
Drive-over	No
Cable included	No
Resin potting	No
Type of light emission	Single emission
Net weight	0.578 Kg
Electrostatic discharge protection	Yes
Surge protection	1 KV
Optics technology	Honey comb

Finishing casing	
Material	Die-cast Aluminium EN AB - 46100
Colour	Black
Processing	Open pore anodizing + Powder Coating
Finishing diffuser	
Material	Extra clear glass - Tempered
Colour	transparent
Processing	Silk-screening



Ceiling Downlights | 180-264 V AC /230-280 V DC | 1 arrayLED 6.5 W DC - 7.5 W AC | CRI

80 | Base

**C00480BBWMW**

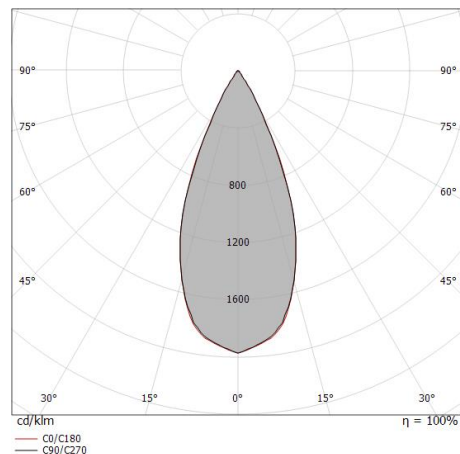
Single emission ceiling downlights for outdoor application. The warm white LED light source with a medium wide flood light distribution is composed of 1 arrayed LEDs with CCT of 3000 K and a CRI 80; the source luminous flux is 965 lm, with a 148.5 lm/W nominal luminous efficacy.

The device body is made of die-cast aluminium en ab - 46100 and features a black finish, processed by means of open pore anodizing + powder coating; the diffuser is made of extra clear glass - tempered with a silk-screening treatment. The ingress protection degree is IP65; the total weight is of 0.578 kg.

The total absorbed power is 7.5 W.

The device features protection class I and can be ceiling-mounted.

Compliant with the EN 60598-1 standard and its specific provisions.



Distance [m]	Cone diameter [m]	illuminance [lx]
0.5	0.40	E(0°) 3714 E(C0) 1489
1.0	0.80	E(0°) 928 E(C0) 372
1.5	1.21	E(0°) 413 E(C0) 165
2.0	1.61	E(0°) 232 E(C0) 93
2.5	2.01	E(0°) 149 E(C0) 60
3.0	2.41	E(0°) 103 E(C0) 41

Distance [m] Cone diameter [m] illuminance [lx]  
— C0/C180 (Half-peak divergence: 43.8°)

### Energy efficiency class

This product contains a light source of energy efficiency class E.

### Illuminotechnical Features

Light Output Ratio (LOR)	48 %
Source lumens	965 lm
Delivered lumens	471 lm
Consumption	7.5 W
Luminaire efficacy	62 lm/W
Colour temperature	3000 K
Standard Deviation of Colour Matching	2 Step MacAdam
Colour rendering index	80 Ra
Standard Operating Ambient Temperature	-20 / +50°C
Ordinary temperature on the glass	40°C

### LED Life / Failure Ratio

L70 B10 C0 252000h (at Tj 65 Ta 25 )

### UGR

UGR axial	13.9
UGR transversal	13.9
X=4H   Y=8H	S=0.25H
Reflection factor	70/50/20

### OPTICAL

C0/C180 optics	44°
Light distribution simmetry	Symmetrical