
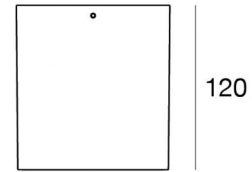




Ceiling Downlights | 198-264 V
1 arrayLED 14 W DC - 15.8 W AC | CRI 80
C00471GGWWF



Technical data	
Type	Surface
Installation position	Ceiling
Installation environment	Outdoor
Light Source	LED
Circuit structure	arrayLED
Optics	Wide Flood
Light emission direction	downward
Nominal power	14 W DC
Total Power	15.8 W
Source lumens	2371 lm
Nominal input voltage	220 - 240 V AC
Input voltage range	198 - 264 V AC
Frequency	50 - 60 Hz
CCT / Tone	3000 K
Colour rendering index	80 Ra
C.C. / C.V.	AC
Safety class	1
IP	IP65
IK	IK08
Glow wire test	850°
Direct mounting on normally flammable surfaces	Yes
CE	Yes
Driver included	Driver
Dimmable article	No
Directional	No
Tilting	No
Walk-over	No
Drive-over	No
Cable included	No
Resin potting	No
Type of light emission	Single emission
Net weight	1.13 Kg
Electrostatic discharge protection	Yes
Surge protection	1 KV
Optics technology	Set-back low glare optics

Finishing casing	
Material	Die-cast Aluminium EN AB - 46100
Colour	Grey
Processing	Open pore anodizing + Powder Coating
Finishing diffuser	
Material	Extra clear glass - Tempered
Colour	transparent
Processing	Silk-screening



Ceiling Downlights | 198-264 V | 1 arrayLED 14 W DC - 15.8 W AC | CRI 80 | Base

C00471GGWWF

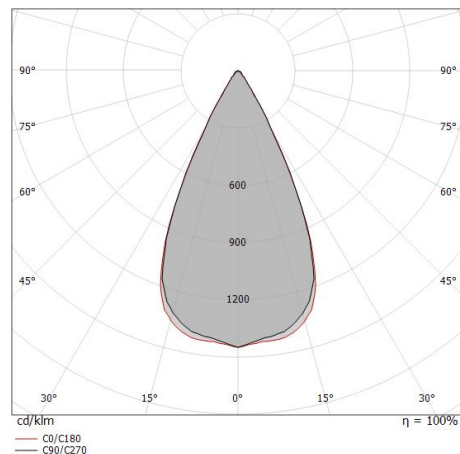
Single emission ceiling downlights for outdoor application. The warm white LED light source with a wide flood light distribution is composed of 1 arrayed LEDs with CCT of 3000 K and a CRI 80; the source luminous flux is 2371 lm, with a 169.4 lm/W nominal luminous efficacy.

The device body is made of die-cast aluminium en ab - 46100 and features a grey finish, processed by means of open pore anodizing + powder coating; the diffuser is made of extra clear glass - tempered with a silk-screening treatment. The ingress protection degree is IP65; the total weight is of 1.13 kg.

The total absorbed power is 15.8 W.

The device features protection class I and can be ceiling-mounted.

Compliant with the EN 60598-1 standard and its specific provisions.



Distance [m]	Cone diameter [m]	Illuminance [lx]
0.5	0.48	E(0°) 9351 E(C0) 3452
1.0	0.96	E(0°) 2338 E(C0) 863
1.5	1.44	E(0°) 1039 E(C0) 384
2.0	1.92	E(0°) 584 E(C0) 216
2.5	2.40	E(0°) 374 E(C0) 138
3.0	2.87	E(0°) 260 E(C0) 96

Distance [m] Cone diameter [m] Illuminance [lx]
 — C0/C180 (Half-peak divergence: 51.2°)

Energy efficiency class

This product contains a light source of energy efficiency class E.

Illuminotechnical Features

Light Output Ratio (LOR)	67 %
Source lumens	2371 lm
Delivered lumens	1612 lm
Consumption	15.8 W
Luminaire efficacy	102 lm/W
Colour temperature	3000 K
Standard Deviation of Colour Matching	2 Step MacAdam
Colour rendering index	80 Ra
Standard Operating Ambient Temperature	-20 / +50°C
Ordinary temperature on the glass	40°C

LED Life / Failure Ratio

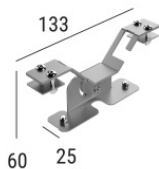
L70 B10 C0 252000h (at Tj 65 Ta 25)

UGR

UGR axial	16.1
UGR transversal	16.1
X=4H Y=8H	S=0.25H
Reflection factor	70/50/20

OPTICAL

C0/C180 optics	51°
Light distribution simmetry	Symmetrical



Bracket - Bracket for installation on stretched cable
installation position: cable L=133mm, H=60mm, D=25mm.
Material:Stainless steel --, colour:steel.

Finish



Code

C-F100018