
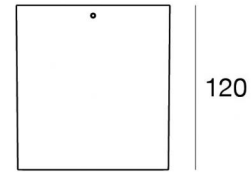




Ceiling Downlights | 198-264 V
1 arrayLED 14 W DC - 15.8 W AC | CRI 80
C00471GGNML



Technical data	
Type	Surface
Installation position	Ceiling
Installation environment	Outdoor
Light Source	LED
Circuit structure	arrayLED
Optics	Medium Flood
Light emission direction	downward
Nominal power	14 W DC
Total Power	15.8 W
Source lumens	2434 lm
Nominal input voltage	220 - 240 V AC
Input voltage range	198 - 264 V AC
Frequency	50 - 60 Hz
CCT / Tone	4000 K
Colour rendering index	80 Ra
C.C. / C.V.	AC
Safety class	1
IP	IP65
IK	IK08
Glow wire test	850°
Direct mounting on normally flammable surfaces	Yes
CE	Yes
Driver included	Driver
Dimmable article	No
Directional	No
Tilting	No
Walk-over	No
Drive-over	No
Cable included	No
Resin potting	No
Type of light emission	Single emission
Net weight	1.13 Kg
Electrostatic discharge protection	Yes
Surge protection	1 KV
Optics technology	Set-back low glare optics

Finishing casing	
Material	Die-cast Aluminium EN AB - 46100
Colour	Grey
Processing	Open pore anodizing + Powder Coating
Finishing diffuser	
Material	Extra clear glass - Tempered
Colour	transparent
Processing	Silk-screening



Ceiling Downlights | 198-264 V | 1 arrayLED 14 W DC - 15.8 W AC | CRI 80 | Base
C00471GGNML

Single emission ceiling downlights for outdoor application. The natural white LED light source with a medium flood light distribution is composed of 1 arrayed LEDs with CCT of 4000 K and a CRI 80; the source luminous flux is 2434 lm, with a 173.9 lm/W nominal luminous efficacy.

The device body is made of die-cast aluminium en ab - 46100 and features a grey finish, processed by means of open pore anodizing + powder coating; the diffuser is made of extra clear glass - tempered with a silk-screening treatment. The ingress protection degree is IP65; the total weight is of 1.13 kg.

The total absorbed power is 15.8 W.

The device features protection class I and can be ceiling-mounted.

Compliant with the EN 60598-1 standard and its specific provisions.

Energy efficiency class

This product contains a light source of energy efficiency class E.

Illuminotechnical Features

Light Output Ratio (LOR)	73 %
Source lumens	2434 lm
Delivered lumens	1787 lm
Consumption	15.8 W
Luminaire efficacy	113 lm/W
Colour temperature	4000 K
Standard Deviation of Colour Matching	2 Step MacAdam
Colour rendering index	80 Ra
Standard Operating Ambient Temperature -20 / +50°C	
Ordinary temperature on the glass 40°C	

LED Life / Failure Ratio

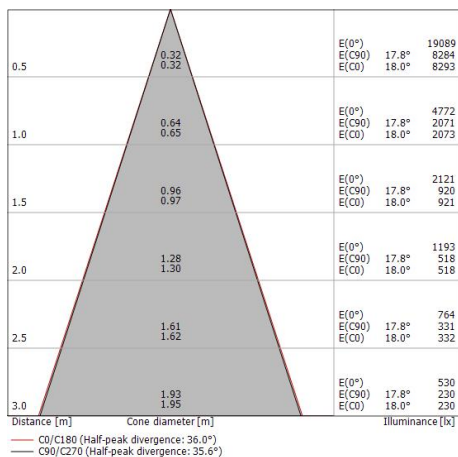
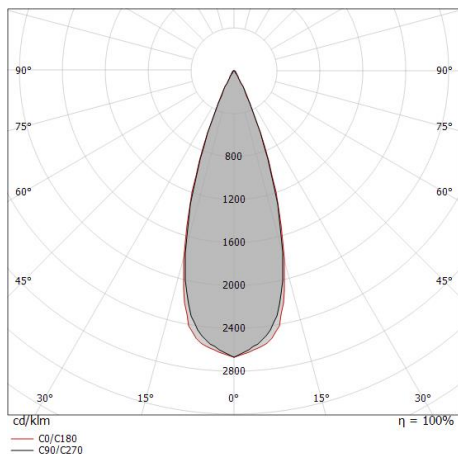
L70 B10 C0 252000h (at Tj 65 Ta 25)

UGR

UGR axial	12.8
UGR transversal	12.8
X=4H Y=8H	S=0.25H
Reflection factor	70/50/20


OPTICAL

C0/C180 optics	36°
Light distribution simmetry	Symmetrical





Bracket - Bracket for installation on stretched cable
installation position: cable L=133mm, H=60mm, D=25mm.
Material:Stainless steel --, colour:steel.

Finish	Code
	C-F100018