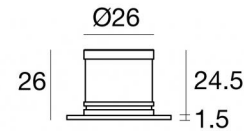
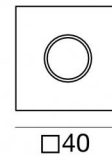




Downlights | 1 x powerLED 1 W DC 350 mA | CRI 90  
**C00275NKMML**



29



## Technical data

Type	Encasement with flange
Installation position	Wall lights - Ceiling
Installation environment	Indoor
Light Source	LED
Circuit structure	powerLED
Optics	Medium Flood
Light emission direction	downward
Nominal power	1 W DC
Source lumens	124 lm
Input voltage range	350mA
CCT / Tone	2700 K
Colour rendering index	90 Ra
C.C. / C.V.	CC
Safety class	3
IP	IP44
Glow wire test	850°
Direct mounting on normally flammable surfaces	Yes
CE	Yes
Driver included	No
Dimmable article	DALI - 1-10V
Directional	No
Tilting	No
Walk-over	No
Drive-over	No
Cable included	Yes
Cable length	0.12 m
Resin potting	Yes
Type of light emission	Single emission
Net weight	0.06 Kg
Electrostatic discharge protection	No
Surge protection	No

## Finishing casing

Material	Brass
Colour	nickel
Processing	Brushing

## Electronics

	89144 On/Off Driver 198~264V AC / 180~275V DC (1 - 2 art.)
	89145 On/Off Driver 198~264V AC / 180~275V DC (3 - 6 art.)
	99375 On/Off Driver 198~264V AC (8 - 12 art.)
	C-E100010 1-10V - 0-10V Controller (3 - 4 art.)
	C-E100011 Push and Simply Dim - DALI-2 Controller (3 - 4 art.)



## Downlights | 1 x powerLED 1 W DC 350 mA | CRI 90 | Base C00275NKMML

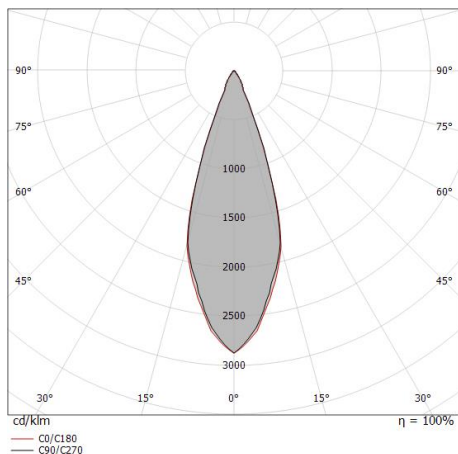
Single emission recessed downlights for indoor application. The super warm white LED light source with a medium flood light distribution is composed of 1 powerLED LEDs with CCT of 2700 K and a CRI 90; the source luminous flux is 124 lm, with a 124.0 lm/W nominal luminous efficacy.

The device body is made of brass and features a nickel finish, processed by means of brushing. The ingress protection degree is IP44; the total weight is of 0.06 kg. The power supply driver is not provided and is to be ordered separately.

The total absorbed power is 1 W. The power supply cable is included and features a 0.12 m length.

The device features protection class III and can be wall lights or ceiling-mounted, with a 29 mm diameter hole (in plasterboard) with an outer casing, code 84915(for concrete or masonry).

Compliant with the EN 60598-1 standard and its specific provisions.



Distance [m]	Cone diameter [m]	E(0°)	E(C90)	E(C0)
0.5	0.32 0.32	1104	481	478
1.0	0.63 0.64	276	120	120
1.5	0.95 0.96	123	53	53
2.0	1.27 1.28	69	30	30
2.5	1.59 1.60	44	19	19
3.0	1.90 1.91	31	13	13

Distance [m]      Cone diameter [m]      Illuminance [lx]

— C0/C180 (Half-peak divergence: 35.4°)  
— C90/C270 (Half-peak divergence: 35.2°)

### Energy efficiency class

This product contains a light source of energy efficiency class F.

### Illuminotechnical Features

Light Output Ratio (LOR)	77 %
Source lumens	124 lm
Delivered lumens	96 lm
Consumption	1,0 W
Luminaire efficacy	96 lm/W
Colour temperature	2700 K
Standard Deviation of Colour Matching	3 Step MacAdam
Colour rendering index	90 Ra
Standard Operating Ambient Temperature	-20 / +50°C
Ordinary temperature on the glass	40°C

### LED Life / Failure Ratio

L70 B20 C0 214455h (at Tj 60 Ta 25 )

### UGR

UGR axial	16
UGR transversal	16.4
X=4H   Y=8H	S=0.25H
Reflection factor	70/50/20

### OPTICAL

C0/C180 optics	35°
Light distribution simmetry	Symmetrical



Nitum\_Q | Downlights | Accessories  
**C00275NKMML**



Outer casing

installation position: ceiling; type of installation: masonry L=42mm, H=35mm, D=35mm.  
Material:ABS Plastic, colour:black.

**Code**

84336



Outer casing

installation position: wall lights; type of installation: masonry L=49mm, H=60mm, D=60mm.  
Material:ABS Plastic, colour:black.

**Code**

84915