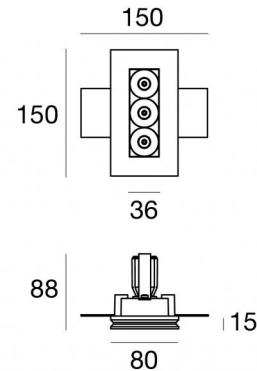


# Gypsum Cell



Downlights | 3 x powerLED 12 W DC 350 mA | CRI 92  
**C00208WHMMW**



90 x  
160

Technical data	
Type	Encasement without flange
Installation position	Ceiling
Installation environment	Indoor
Light Source	LED
Circuit structure	powerLED
Optics	Medium Wide Flood
Light emission direction	downward
Nominal power	12 W DC
Source lumens	1248 lm
Input voltage range	350mA
CCT / Tone	3000 K
Colour rendering index	92 Ra
C.C. / C.V.	CC
Safety class	3
IP	IP20
Glow wire test	850°
Direct mounting on normally flammable surfaces	Yes
CE	Yes
Driver included	No
Dimmable article	DALI - 1-10V
Directional	No
Tilting	No
Walk-over	No
Drive-over	No
Cable included	Yes
Cable length	0.170 m
Resin potting	No
Type of light emission	Single emission
Net weight	1.1 Kg
Electrostatic discharge protection	No
Surge protection	No
Product technological characteristics	TVS

## Finishing casing

Material	plaster
Colour	white


## Finishing diffuser

Material	ABS
Colour	White

## Finishing radiator

Material	Die-cast Aluminium EN AB - 46100
Processing	Tumbling

## Electronics

 99115  
1-10V - N/O button Multi Power 198~264V AC / 180~275V DC (1 art.)

 99375  
On/Off Driver 198~264V AC (1 art.)

 83322  
Push and Simply Dim - DALI-2 Controller (1 art.)



Downlights | 3 x powerLED 12 W DC 350 mA | CRI 92 | Base C00208WHMMW

Single emission recessed downlights for indoor application. The warm white LED light source with a medium wide flood light distribution is composed of 3 powerLED LEDs with CCT of 3000 K and a CRI 92; the source luminous flux is 1248 lm, with a 104.0 lm/W nominal luminous efficacy.

The device body is made of plaster and features a white finish; the diffuser is made of ABS. The ingress protection degree is IP20; the total weight is of 1.1 kg. The power supply driver is not provided and is to be ordered separately.

The total absorbed power is 12 W. The power supply cable is included and features a 0.170 m length.

The device features protection class III and can be ceiling-mounted, with a 90 x 160 mm hole (in plasterboard).

Compliant with the EN 60598-1 standard and its specific provisions.

### Energy efficiency class

This product contains 3 light sources of energy efficiency class F.

### Illuminotechnical Features

Light Output Ratio (LOR)	56 %
Source lumens	1248 lm
Delivered lumens	706 lm
Consumption	12 W
Luminaire efficacy	58 lm/W
Colour temperature	3000 K
Standard Deviation of Colour Matching	3 Step MacAdam
Colour rendering index	92 Ra
Black Body Locus	On
Standard Operating Ambient Temperature	-20 / +50°C
Ordinary temperature on the glass	40°C

### LED Life / Failure Ratio

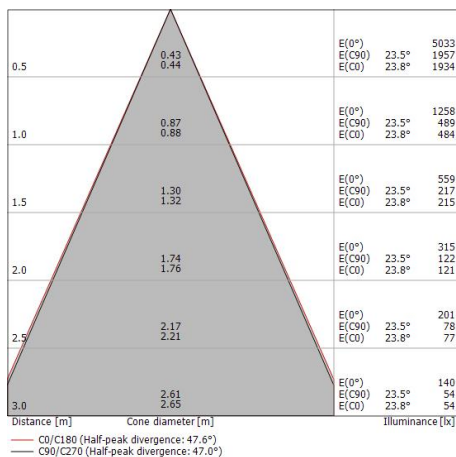
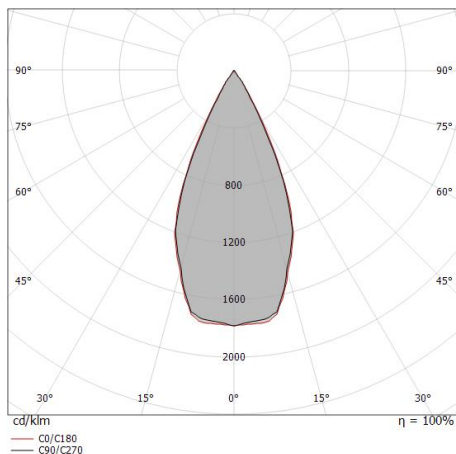
L70 B10 C0 247450h (at Tj 60 Ta 25)

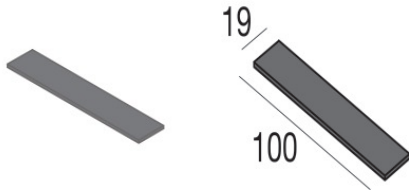
### UGR

UGR axial	11.1
UGR transversal	11.9
X=4H   Y=8H	S=0.25H
Reflection factor	70/50/20

### OPTICAL

C0/C180 optics	47°
Light distribution simmetry	Symmetrical





Spacer - KIT thicknesses for installation on plasterboard

**Code**  
60830